



# HOUSING FOR YOUTH AGING OUT OF FOSTER CARE



PD&R



# **HOUSING FOR YOUTH AGING OUT OF FOSTER CARE**

Prepared for  
U.S. Department of Housing and Urban Development,  
Office of Policy Development and Research  
Washington, D.C.

Prepared by  
Robin Dion  
Amy Dworsky  
Jackie Kauff  
Rebecca Kleinman

May 2014

### ACKNOWLEDGMENTS

The authors gratefully acknowledge the valuable contributions others have made to this study. We particularly appreciate the excellent guidance of Anne Fletcher in the Office of Policy Development and Research at the U.S. Department of Housing and Urban Development (HUD). Others at HUD who contributed important insights include Brianna Benner, Caroline Crouse, Amaris Rodriguez, and Todd Shenk, and staff in the Office of Public and Indian Housing. We thank Catherine Heath and Laura Radel at the U.S. Department of Health and Human Services (HHS) for their support, information, and feedback, all of which were necessary for the successful completion of this report.

The authors especially appreciate the input from staff at the local public housing agencies, public child welfare agencies, and community-based organizations who shared their experiences implementing the Family Unification Program (FUP) for youth. Their insights contributed to the understanding of how FUP can help youth during the transition to adulthood and of promising practices for serving youth through FUP.

Many colleagues provided invaluable research assistance and advice. At Mathematica, Brandon Coffee-Borden and Miriam Rosenau, along with Keri-Nicole Dillman, formerly of Mathematica, provided assistance conducting the environmental scan for housing programs and conducting the literature review. Lisa Klein Vogel and Debra Wright led the survey development and administration, and Shilpa Khambhati prepared the survey data. Brandon Coffee-Borden, Miriam Rosenau, and Lisa Klein Vogel arranged and participated in site visits, along with the report authors. Matthew Stagner provided insightful reviews. Amanda Bernhardt carefully edited the report, and Donna Dorsey and Sharon Clark provided production support.

Any errors that remain are solely those of the authors and not the responsibility of HUD or HHS.

### DISCLAIMER

The contents of this report are the views of the contractor and do not necessarily reflect the views or policies of the U.S. Department of Housing and Urban Development or the U.S. government.

## FOREWORD

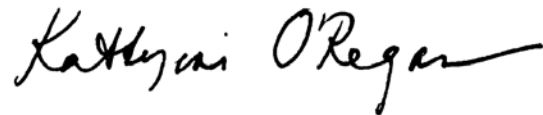
Each year, approximately 25,000 youth exit the foster care system before being reunified with their family of origin, being adopted, or achieving another permanent living arrangement. These youth often have limited resources with which to secure safe and stable housing, which leaves them at heightened risk of experiencing homelessness. This report documents a series of research activities designed to address knowledge gaps related to the housing options available to youth who have aged out of foster care.

The U.S. Department of Housing and Urban Development is committed to achieving the goal of ending homelessness for families, youth, and children by 2020, as established in *Opening Doors: Federal Strategic Plan To Prevent and End Homelessness*. While numerous studies seek to establish counts of the number of youth who have aged out of care and experienced homelessness, or to understand the relationship between child welfare involvement and youth homelessness, few studies have focused on the only known solution for homelessness—namely, housing.

This report weaves together findings from the following three distinct research activities:

1. Highlights from the empirical evidence documenting the link between aging out of foster care and the experience of homelessness.
2. Findings about how communities can, and do, use the Family Unification Program to address the housing needs of youth aging out of foster care who do not have adequate housing.
3. Strategies for rigorously evaluating housing programs for youth aging out of foster care to better understand the effectiveness of various housing models.

These findings document the current inadequacy of housing supports for youth aging out of foster care, which is compounded by a lack of evidence regarding what kinds of housing settings are most appropriate for this population. The report concludes on an optimistic note, however, by charting a course to enhance our understanding of the housing needs of youth who have aged out of foster care and to identify housing models that are most effective for preventing and ending homelessness among this population.



Katherine M. O'Regan  
Assistant Secretary for  
Policy Development and Research

**CONTENTS**

EXECUTIVE SUMMARY.....viii

    Stable Housing Is Important Yet Elusive for Transitioning Foster Youth ..... ix

    Policies and Programs Offer Few Housing Opportunities for Youth ..... ix

    FUP Has Promise for Supporting Youth but Is Not Widely Used for Them ..... xi

    Implications for Policy and Research..... xii

I. BACKGROUND AND INTRODUCTION..... 1

    Policy and Program Context ..... 1

    Study Objectives and Methodology ..... 3

II. HOUSING NEEDS OF YOUTH AGING OUT OF FOSTER CARE AND THE  
POLICIES AND PROGRAMS TO ADDRESS THEM..... 5

    The Prevalence of Homelessness and Housing Instability Among Youth Aging  
    Out of Care..... 5

    Barriers to Housing Among Youth Aging Out of Care..... 6

    Federal Policies and Funding Streams That Address Housing for Youth Aging  
    Out of Foster Care ..... 8

    State and Local Housing Programs for Youth Aging Out of Care ..... 11

III. USING FUP TO ADDRESS YOUTHS’ NEEDS FOR SUPPORTIVE HOUSING:  
FINDINGS FROM SURVEYS AND SITE VISITS..... 16

    Extent of Use of FUP for Youth..... 17

    Types of Housing Assistance Youth Receive Through FUP..... 19

    Types of Services Offered to Youth Through FUP ..... 21

    Challenges in Administering FUP for Youth and Strategies To Address Them..... 23

IV. IMPLICATIONS FOR POLICY AND RESEARCH ..... 27

    Implications of the Findings on FUP ..... 27

    Implications of the Broader Study of Housing Supports for Youth Aging Out  
    of Care ..... 27

    Current Opportunities To Enhance Knowledge ..... 28

V. CONCLUSION ..... 32

REFERENCES ..... 33

APPENDIX A	STUDY METHODOLOGY .....	A-1
	Literature Review and Housing Program Inventory .....	A-2
	Survey of FUP Providers .....	A-3
	Site Visits to FUP Communities .....	A-6
APPENDIX B	KEY STUDIES OF HOMELESSNESS AND HOUSING INSTABILITY AMONG FORMER FOSTER YOUTH.....	B-1
APPENDIX C	INVENTORY OF SELECTED HOUSING PROGRAMS FOR YOUTH AGING OUT OF FOSTER CARE .....	C-1
APPENDIX D	COMPENDIUM OF RESULTS FROM SURVEYS OF PHAs AND PCWAs .....	D-1
	Use of FUP Vouchers for Youth.....	D-2
	Program Partnerships .....	D-6
	Child Welfare Context .....	D-9
	FUP Entry .....	D-11
	Housing Search and Lease-Up Process and Outcomes .....	D-14
	Services Provided to Youth After They Lease Up.....	D-21
	Exiting FUP and Transitional Assistance .....	D-23
	Housing Options Beyond FUP .....	D-26
	Progress, Challenges, and Perspectives on Policy and Practice .....	D-29
APPENDIX E	PHA SURVEY INSTRUMENT .....	E-1
APPENDIX F	PCWA SURVEY INSTRUMENT .....	F-1

**LIST OF TABLES**

III.1	PHAs and PCWAs Included in Site Visits .....	16
A.1	Response Outcomes for Survey Sample .....	A-5
B.1	Key Studies of Homelessness and Housing Instability Among Former Foster Youth.....	B-2
C.1	Inventory of Selected Housing Programs for Youth Aging Out of Foster Care .....	C-2
D.1	Current and Historical Use of FUP for Youth .....	D-2
D.2	Geographic Location of PHAs That Administer FUP .....	D-3
D.3	Extent of Current Use of FUP for Youth .....	D-4
D.4	Reasons for Use of FUP Vouchers for Youth .....	D-5
D.5	Reasons for Nonuse of FUP Vouchers for Youth .....	D-5
D.6	Likelihood of Using FUP Vouchers for Youth in the Future.....	D-6
D.7	Characteristics of PCWAs .....	D-6
D.8	Communication Between PHAs and PCWAs .....	D-7
D.9	Cross-Agency Training.....	D-8
D.10	PCWA Services Provided as Youth Age Out of Foster Care .....	D-9
D.11	PCWA Response to Youth Who Have Aged Out of Foster Care.....	D-10
D.12	Extent of Referrals From PCWAs to PHAs .....	D-11
D.13	Extent of Referrals From PCWAs to PHAs: Agreement Between Partner Pairs .....	D-11
D.14	PCWA Referral Process.....	D-12
D.15	HCV Eligibility Determination for PCWA-Referred Youth.....	D-13
D.16	PCWA Involvement in Immediate Post-Eligibility Determination Activities .....	D-13
D.17	Housing Search Process for FUP-Eligible Youth Who Have Had a Voucher Briefing.....	D-14
D.18	Housing Search Assistance .....	D-15
D.19	Housing Search Assistance: PHA and/or Partner PCWA Provide Assistance.....	D-16
D.20	Other Pre-move and Post-move Assistance .....	D-17
D.21	Other Pre-move and Post-move Assistance: PHA and/or Partner PCWA Provide Counseling .....	D-18
D.22	Tenancy Approval Process .....	D-19

## Housing for Youth Aging Out of Foster Care

---

D.23	Housing Search and Lease-Up Outcomes.....	D-20
D.24	Housing Stability .....	D-20
D.25	Supportive Services Provided to Youth During 18-Month Voucher Period .....	D-21
D.26	PCWA Contact With Youth During 18-Month Voucher Period .....	D-22
D.27	Program Tenure and Reasons for Termination.....	D-23
D.28	Voluntary Exit .....	D-24
D.29	Transitional Assistance as FUP-Eligible Youth Approach 18-Month Time Limit.....	D-25
D.30	Transitional Assistance as FUP-Eligible Youth Approach 18-Month Time Limit: PHA and/or Partner PCWA Provide Assistance .....	D-25
D.31	Availability of Housing for Youth Who Have Aged Out of Foster Care or Been Emancipated From Foster Care .....	D-26
D.32	Public Housing Program Options for Youth Aging Out of Foster Care .....	D-27
D.33	HCV for Youth Aging Out of Foster Care .....	D-28
D.34	Factors Affecting Ability To Administer FUP to Eligible Youth .....	D-29
D.35	Progress Made .....	D-30
D.36	Perspectives on Policy and Practice .....	D-31

### LIST OF FIGURES

III.1	Fewer Than One-Half of PHAs Operating FUP Currently Serve Youth .....	17
III.2	Primary Reason PHAs Do Not Serve Youth Through FUP Is Lack of Referrals.....	18
III.3	Most—but not All—Youth With a FUP Voucher Lease Up and Stay Leased Up .....	20
III.4	One or Both Partner Agencies Offer Several Supports To Help Youth Find and Maintain Housing .....	21
III.5	Most PCWAs Offer Several Types of Supportive Services While Youth Are Leased Up .....	22



### EXECUTIVE SUMMARY

For many young people who age out of foster care, the transition to adulthood and economic self-sufficiency can be abrupt. At age 18 or 21, these young adults—who numbered fewer than 28,000 in 2010—must find and secure suitable housing and, in most cases, do so with little or no support from either their family or the state. As a result, many youth who age out of foster care find themselves homeless or precariously housed.

Despite evidence of the importance of stable housing, little information exists on the breadth or effectiveness of housing programs available to support this population; consequently, little knowledge exists to guide policymakers and program developers on how best to prevent or mitigate homelessness among this vulnerable population. This study, *Housing for Youth Aging Out of Foster Care*, sought to address knowledge gaps related to the housing options available to former foster youth and to provide policymakers with recommendations for future research and policy improvements. The study took the following approach:

- Conducted a literature review to (1) document what is currently known about the extent of homelessness and housing instability among youth aging out of foster care, noting their barriers to securing and maintaining housing; and (2) document the federal policies and programs that address their housing needs.
- Conducted a web-based environmental scan to (1) explore and document the range of state and local housing programs available to youth, including how programs are designed, structured, and operated; (2) create a typology to characterize the housing programs; and (3) identify innovative features of housing programs.
- Surveyed agencies that administer the Family Unification Program (FUP) to understand, for the first time, the extent to which and how communities use FUP to provide housing and supportive services to youth aging out of foster care.
- Visited select communities that serve youth with FUP to conduct an indepth review of how FUP works in practice and to identify promising strategies for serving youth through FUP.
- Convened a forum that brought together policymakers, practitioners, and researchers to disseminate and discuss the study’s findings and related federal initiatives for the provision of housing to former foster youth.
- Developed a research brief describing evaluation options for learning which housing programs are most effective in preventing homelessness among former foster youth.

This report summarizes findings across these study components. It provides a condensed and focused set of findings from the project’s interim products to centralize the key ideas. The study was conducted by Mathematica Policy Research and Chapin Hall at the University of Chicago on behalf of the U.S. Department of Housing and Urban Development (HUD), Office of Policy Development and Research, and the U.S. Department of Health and Human Services (HHS), Office of the Assistant Secretary for Planning and Evaluation.

### Stable Housing Is Important Yet Elusive for Transitioning Foster Youth

Across a handful of small, regional studies, researchers estimate that between 11 and 37 percent of youth who age out of foster care have experienced homelessness. Youth are even more likely to experience precarious housing arrangements. Studies estimate that 25 to 50 percent of young adults exiting care couch surf, double up, move frequently within a short period of time, have trouble paying rent, and face eviction. The federally mandated National Youth in Transition Database (NYTD) outcomes survey, which will follow the housing status of former foster youth across the transition to adulthood, is expected to enhance understanding of the prevalence of housing instability in this population on a large, national scale.

A growing body of literature documents the importance of stable housing during the transition to adulthood. Because housing stability is intertwined with self-sufficiency, young people with stable housing are better able to stay in school and maintain employment (Johnson et al., 2010; Sommer, Wu, and Mauldon, 2009), and they have an easier time accessing needed physical and mental health care and social services (Wade and Dixon, 2006). Unstable housing, conversely, can lead to a downward spiral of compromised physical and mental health, which can limit employment and, in turn, further deteriorate housing stability (Collins and Curtis, 2011).

Young adults aging out of foster care may face greater obstacles to maintaining housing than do their peers in the general population. At the individual level, deficits in human and social capital, limited supportive relationships with adults, and a greater likelihood of being young parents or having a criminal record are barriers to obtaining the resources necessary to secure stable housing. In addition, the child welfare system has insufficient resources and services to prepare youth for independent living and lacks integration with other youth-serving systems of care, resulting in lost opportunities to prepare youth to live on their own. The housing market also presents hurdles. A shortage of affordable housing, the young age at which youth exit foster care and their resulting lack of rental history, and racial discrimination may further limit their ability to secure housing in the open market.

### Policies and Programs Offer Few Housing Opportunities for Youth

During the past three decades, federal and state governments have assumed greater responsibility for preparing foster youth for the transition to adulthood and, to a lesser extent, providing independent living and housing supports on exit. HHS has four key programs or policies to support youth exiting foster care.

- ***Fostering Connections to Success and Increasing Adoptions Act of 2008***, which extends the age of eligibility for Title IV-E child welfare reimbursement from 18 to 21 years old for youth who meet certain criteria. This major policy change enables states that have extended care to age 21 to use Title IV-E funds for this group and gives other states a financial incentive to extend care. As of November 2013, 18 states and the District of Columbia can use federal funds for extending care up to age 21 (Heath, 2013). The act also expands the type of reimbursable dwellings to include supervised independent living settings (such as host homes or college dormitories) (HHS ACF, 2010).

- **Chafee Foster Care Independence Program** (hereafter, Chafee), which provides funding for independent living services for youth in the foster care system and enables states to use up to 30 percent of Chafee funds on housing subsidies, transitional housing, or other housing-related costs.
- **Transitional Living Program**, which funds local and state governments, community-based organizations, and tribal entities to provide longer term housing and supportive services to homeless youth ages 16 to 21 who cannot return home.
- **Education and Training Voucher Program**, which provides up to \$5,000 annually to youth eligible for Chafee-funded services who are attending a qualified postsecondary institution. The stipend may be used for housing costs.

HUD's key programs or policies that support housing for former foster youth include the following.

- **Public housing and the Housing Choice Voucher (HCV) program** (formerly known as Section 8) subsidize rent so that tenants generally pay rent equivalent to 30 percent of their adjusted gross income. Local public housing agencies (PHAs) may give preference to former foster youth on their public housing or HCV waiting lists. The waiting list in many communities is very long or is closed, however, and these housing options are not usually coupled with supportive services that former foster youth may need.
- **Continuum of Care** is a consortium of local providers and agencies that address homelessness through a coordinated, community-based process of identifying needs and having a system to address those needs. HUD competitively awards annual grants.
- **Family Unification Program** is a relatively small, special-purpose HCV program for eligible families and youth. As of the fall of 2013, approximately 20,500 FUP vouchers were in circulation, being administered by 242 PHAs. FUP's primary purpose is to subsidize housing for child welfare-involved families for whom a lack of adequate housing is the primary reason for imminent out-of-home placement of children or delayed reunification. Youth ages 18 to 21 who left foster care at age 16 or older and who do not have adequate housing are also eligible. For such youth, FUP vouchers offer up to 18 months of rental subsidy and supportive services to help them gain skills for independent living (for example, employment counseling and budgeting). Families, by contrast, do not face a time limit, and agencies are not required to offer them services. FUP functions as an interagency collaboration between local PHAs and public child welfare agencies (PCWAs). Participating communities serve families, youth, or both in their FUP programs and, in the latter case, determine how to allocate vouchers among youth and families. PCWAs (or their contracted partners) refer eligible youth to PHAs and offer supportive services to youth receiving a FUP voucher. When PHAs receive youth referrals, they verify HCV eligibility and then issue the subsidies.

Communities often must combine the various federal funding streams with state, local, and private dollars to develop suitable housing programs for transition-age youth at risk of homelessness. To get a sense of how communities are responding to the youths' unmet housing

needs, an inventory of housing programs available to former foster youth was compiled, based on a web-based environmental scan. The scan revealed a diverse set of 58 housing programs that serve youth aging out of care, usually along with other youth populations in need of housing assistance, services, or both. The housing programs are categorized as one of three types: (1) single-site programs with supervision and supportive services; (2) scattered-site programs with less supervision and support; or (3) multiple housing types and varying levels of supervision and support. Several of the 58 housing programs incorporate innovative features that may merit further study, including cross-sector collaboration, blended funding, integration of youth populations, a philosophical approach to programming, and colocation of services.

### **FUP Has Promise for Supporting Youth but Is Not Widely Used for Them**

This study explored the extent to which and how communities are using FUP to support youth, drawing on findings from a survey of the universe of PHAs administering FUP, a survey of PCWAs partnering with the youth-serving PHAs, and site visits to four communities that use FUP to serve youth. These findings suggest that FUP may be a useful resource, but for various reasons, it is not widely used for youth.

The survey results showed that 47 percent (91 of 195) of PHAs operating FUP had awarded vouchers to former foster youth in the 18 months prior to the survey. Furthermore, PHAs that were serving youth allocated fewer than one-third of their FUP vouchers to youth, on average. Overall, youth constituted only about 14 percent of total FUP program participants. Many PHAs offered FUP-eligible youth-housing search assistance and premove and postmove counseling. Most PCWAs reported offering a wide range of supportive services to the youth, including those required by HUD; however, the quality of these services, the number of youth receiving them, and their effectiveness remains unknown.

A few factors may be contributing to the relatively low use of FUP for youth. First, because vouchers awarded to youth are time limited, on turnover, these vouchers may be awarded to families, who do not face a time limit; over time, this turnover results in most vouchers ending up with families. Communities can address this issue by setting aside a portion of FUP vouchers specifically for youth, but only one-third of FUP communities had established a set-aside at the time of the survey. Second, PCWAs refer relatively few youth. The most common reason PHAs cited for not serving any youth was a lack of referrals, and among the youth-serving PCWAs, about one-half do not refer all FUP-eligible youth they identify. The lack of youth referrals likely did not arise from lack of demand.

The relatively low number of youth referrals may reflect unintended barriers, or disincentives for serving youth. In particular, the financial burden on PCWAs of providing supportive services may be a deterrent; 40 percent of PCWAs indicated these costs were a challenge. Families may also be a higher priority for PCWAs because serving them directly addresses their goals of reunifying families and reducing caseloads. Survey respondents also indicated the 18-month time limit was a barrier. Most respondents considered the duration too short, noting that it does not align with standard lease terms and is not long enough to support youth through an associate or bachelor's degree.

Visits to four youth-serving communities revealed that serving youth with FUP requires considerable communication and collaboration between PHAs, PCWAs, and their partners, which may be a challenge for some communities. (Among PHAs not serving youth, nearly one-third reported they would be more likely to do so if they had help establishing and/or

strengthening their collaboration with their partner PCWA.) Effective implementation of FUP requires joint, upfront decisionmaking between agencies about how to balance the needs of families and youth and, because demand usually exceeds supply, which youth to target. Ongoing cross-agency collaboration ensures that supportive services are coordinated, and strategic partnerships can even enhance resources for services. Collaboration is not simple, however. The communities that were visited illustrated that it takes time and effort to establish and maintain relationships. A foundation of trust, openness, flexibility, and clear communication channels can facilitate collaborations.

### Implications for Policy and Research

To increase the potential of FUP to serve youth, two policy options merit additional consideration. First, HUD could review its policy on set-asides to determine what, if any, changes are needed to ensure that FUP vouchers will continuously be available for youth. Second, consideration could be given to whether extending the time limit to at least 24 months would be beneficial and politically feasible. Greater recognition of youth homelessness and awareness of FUP by communities may increase its use for youth. Regardless of any improvements, research must still be conducted to determine whether FUP is able to prevent homelessness in the long run or whether short-term housing is its main benefit.

Because FUP is a small, resource-constrained program, however, it is unlikely to become a major resource for youth aging out of care, and additional policies to meet their housing needs should be explored. An important next step is to establish an evidence base of effective approaches for preventing and ending homelessness among this group. Not only is the impact of FUP unknown, but no information is available about the effectiveness of the 58 other housing programs inventoried. This dearth of supporting data leaves few resources to guide policymakers and program staff deciding where to invest their limited resources, which youth to refer to which programs, and how to develop new programs; fortunately, the federal government is taking steps to address this problem. Federal agencies are undertaking several efforts to enhance the knowledge base, including the NYTD outcomes survey; a second evaluation of Chafee-funded independent living services; the development of the United States Interagency Council on Homelessness (USICH) Framework to End Youth Homelessness, which articulates steps local stakeholders can take to end youth homelessness and emphasizes the importance of rigorous evaluation; and a series of planning grants that will enable grantees to develop, refine, and test the core components of the intervention model described in the USICH Framework to End Youth Homelessness.

## I. BACKGROUND AND INTRODUCTION

Most young adults in the United States are experiencing an increasingly prolonged transition to adulthood. Society no longer assumes that children will automatically become self-sufficient adults on their 18th or even 21st birthdays (Arnett, 2000; Settersten and Ray, 2010; Wight et al., 2010;). Young people are instead gradually taking on the roles and responsibilities traditionally associated with adulthood while they acquire the education and work experience needed to become economically independent (Berlin, Furstenburg, and Waters, 2010).

The transition for young people who age out of foster care is much more abrupt, however (Osgood, Foster, and Courtney, 2010). At age 18 or, in some states, at age 21, these young adults must transition to living independently virtually overnight. They must find and maintain suitable housing—in most cases, with little or no support from either their family or the state (Brown and Wilderson, 2010); as a result, many youth who age out of foster care find themselves homeless or precariously housed.

This report summarizes what is known about the housing needs and outcomes of young people who age out of foster care, discusses programs and policies to support their housing needs, and presents findings from an assessment of one housing resource, the Family Unification Program (FUP). The report brings together all the findings from a study conducted by Mathematica Policy Research and Chapin Hall at the University of Chicago on behalf of the U.S. Department of Housing and Urban Development (HUD), Office of Policy Development and Research, and the U.S. Department of Health and Human Services (HHS), Office of the Assistant Secretary for Planning and Evaluation.

### Policy and Program Context

**What it means to “age out” of foster care.** For a significant number of youth in foster care, permanency through adoption, legal guardianship, or returning to their families remains an elusive goal. Although some of the young people who do not achieve permanent placements are transferred to a correctional facility or a hospital that can address their mental health needs and others leave the system by running away (Courtney and Barth, 1996), most remain in foster care until they “age out” by reaching the maximum age at which they can be a dependent of the state.

Adolescents typically age out of foster care on their 18<sup>th</sup> birthday; however, the age of emancipation has been extended to age 21 in a number of states in recent years as a result of the Fostering Connections to Success and Increasing Adoptions Act of 2008. As of October 2010, this act allows for states to receive federal reimbursement for the costs of providing foster care payments for eligible youth until they turn 21. This policy gives states a financial incentive for permitting youth to stay in foster care for up to 3 more years.<sup>1</sup>

As of November 2013, 18 states and the District of Columbia opted to receive federal reimbursements to allow for certain young people to remain in foster care past age 18

---

<sup>1</sup> States may elect to extend foster care without receiving federal reimbursement.

<sup>2</sup> As of November 2013, the following states have an approved plan to extend Title IV-E assistance beyond age 18:

(Heath, 2013).<sup>2</sup> Youth in extended foster care may receive the child welfare subsidy directly from the state (rather than the state giving the subsidy to a caregiver) and use the subsidy to pay for housing in a supervised yet independent living setting (such as a college dormitory), thus helping youth transition to independent living. In some of the states that have extended foster care, all youth who exit care or those who meet certain criteria have the option of returning to foster care. In these states, youth who venture to live independently and find they are not emotionally or financially prepared are able to return to the system for support until they reach the state's age limit.

**Number and experiences of youth who age out of foster care.** After increasing steadily for more than a decade, the number of young people aging out of foster care each year peaked at approximately 29,500 in federal fiscal year (FFY) 2009 before falling to slightly fewer than 28,000 in FFY 2010 (HHS ACF, 2011, 2010). The number of older youth who are in foster care and could potentially benefit from transitional support is substantially greater. About 74,000 youth between ages 16 and 20 were in foster care in FFY 2012 (HHS ACF, 2013).

Although some youth who age out have spent much of their childhood in foster care, many were adolescents when they first entered (Courtney and Barth, 1996; Fowler, Toro, and Miles, 2009; Needell et al., 2002; Wulczyn, 2009; Wulczyn, Hislop, and Goerge, 2001). Their experiences in “the system” range from a single stable placement with a relative or foster family to several placements in group homes and residential care facilities. The nature and quality of services they received while in care, including transition services, also vary greatly depending on the state or county responsible for their care.

**Importance of housing assistance during the transition to adulthood.** The benefits of a safe and stable place to live are widely recognized. A growing body of literature suggests that, in addition to meeting the basic human need for shelter, housing that is safe and stable can function as a platform that promotes positive outcomes across a range of domains from education to employment to physical and mental health. Because housing stability is intertwined with self-sufficiency, it may be especially important during the transition to adulthood. For instance, young people with stable housing are better able to continue their schooling and maintain gainful employment (Johnson et al., 2010; Sommer et al., 2009), and they find accessing needed physical and mental health care and social services much easier (Wade and Dixon, 2006).

Living in housing that is unsafe or unstable can be a significant impediment to positive outcomes (Kushel et al., 2007): in fact, it can create a negative feedback loop. Unstable housing can compromise physical and mental health; poor physical and mental health can limit employment; and limited employment can lead to housing instability (Collins and Curtis, 2011). Researchers have also found that homeless youth and young adults are at increased risk of physical and sexual victimization (Fowler, Toro, and Miles, 2009; Whitbeck et al., 2001) and substance use problems (Halley and English, 2008; HHS HRSA, 2001), which can further deteriorate physical and mental health.

---

<sup>2</sup> As of November 2013, the following states have an approved plan to extend Title IV-E assistance beyond age 18: Alabama, Arkansas, California, Illinois, Indiana, Maine, Maryland, Massachusetts, Michigan, Minnesota, Nebraska, New York, North Dakota, Oregon, Tennessee, Texas, Washington, and West Virginia; a plan is pending for another state, Pennsylvania. All but two states extended Title IV-E to youth until age 21; Indiana and Nebraska extended eligibility up to ages 20 and 19, respectively (Heath, 2013).

### Study Objectives and Methodology

Despite evidence that housing is important for achieving self-sufficiency during the transition to adulthood, no national estimates exist of homelessness among youth aging out of foster care, and little information exists on the breadth or effectiveness of housing programs available to support this population. Program developers and policymakers consequently have little knowledge to guide them on how best to prevent or mitigate homelessness among this vulnerable population. The National Youth in Transition Database (NYTD) outcomes survey—which requires states to ask current and former foster youth at ages 17, 19, and 21 if they have been homeless—may begin to address gaps in knowledge about the prevalence of homelessness. *Housing for Youth Aging Out of Foster Care* was designed to begin filling gaps in the knowledge base about housing options available to former foster youth; specifically, the objectives of the study were as follows:

- Enhance understanding of (1) the public resources and policies that can help prevent or mitigate homelessness among young people aging out of foster care, and (2) the housing programs available to them, with a special focus on FUP.
- Provide a foundation for future research on the effectiveness of housing models to prevent and end homelessness among youth aging out of foster care.

To achieve these objectives, the following methodology was used (more details may be found in Appendix A):

- **Conducted a literature review** to (1) document what is currently known about the extent of homelessness and housing instability among youth aging out of foster care and their barriers to securing and maintaining housing; and (2) document the federal policies and programs that address their housing needs.
- **Conducted a web-based environmental scan** to (1) explore and document the range of state and local housing programs available to youth, including how programs are designed, structured, and operated; (2) create a typology to characterize the housing programs; and (3) identify innovative features of housing programs.
- **Surveyed agencies that operate FUP** to understand, for the first time, the extent to which and how communities use FUP to provide housing and supportive services to youth.
- **Visited select communities that serve youth with FUP** to conduct an indepth review of how FUP works in practice and identify promising strategies for administering FUP to youth.
- **Convened a forum** that brought together policymakers, practitioners, and researchers to disseminate and discuss the study's findings and related federal initiatives for supporting former foster youth.
- **Developed an issue brief** that discusses the need for evaluating housing programs for youth aging out of foster care, possible evaluation designs, and steps to prepare for evaluation.

The remainder of this report summarizes findings across the study components. Chapter 2 summarizes findings from the literature review and environmental scan (Dworsky et al., 2012).



Chapter 3 summarizes a monograph devoted to FUP, based on the survey findings and information gathered from site visits (Dion et al., forthcoming). Chapter 4 highlights key recommendations for policy, program development, and future research, drawing from a policy brief developed on this topic (Dworsky, forthcoming), and Chapter 5 offers concluding remarks.

## II. HOUSING NEEDS OF YOUTH AGING OUT OF FOSTER CARE AND THE POLICIES AND PROGRAMS TO ADDRESS THEM

During the past few decades, researchers have learned a great deal about the experiences of youth aging out of foster care. The literature suggests that these young people experience high rates of homelessness and housing instability and points to several barriers that contribute to such outcomes. Less is known about the effectiveness of federal and state policies and programs aimed at addressing their housing needs.

### The Prevalence of Homelessness and Housing Instability Among Youth Aging Out of Care

*Finding: Estimates of homelessness among youth who have aged out of foster care range from 11 to 37 percent across small, regional studies.*

No national estimates exist of homelessness during the transition to adulthood among young people who age out of foster care. What is known about the prevalence of homelessness during this transition period comes from relatively small and regional research efforts published during the past two decades (appendix Table B.1). The studies estimate varying rates of homelessness, ranging from a low of 11 percent (Brandford and English, 2004) to a high of 37 percent (Collins, Spencer, and Ward, 2010). The variation reflects study differences in the age at which the youth were interviewed, the geographic region where the youth had been in care, the length of time since exiting care, the representativeness of the sample, and the definition of homelessness.

National data collection efforts that will measure the prevalence of homelessness among former foster youth are under way. As part of the NYTD outcomes survey, states must ask foster youth if they have been homeless. A baseline outcome survey is administered at age 17, with followup surveys at ages 19 and 21. The first wave of NYTD data were collected in fiscal year (FY) 2011, but nearly all of the 17-year-olds who completed the baseline survey were still in foster care. A national estimate of homelessness among youth who age out of foster care will be available when the first two rounds of followup survey data are collected in FYs 2013 and 2015.<sup>3</sup>

*Finding: Studies estimate about 25 to 50 percent of youth are precariously housed after exiting care.*

Homelessness is but one manifestation of housing instability; another manifestation is temporary or precarious housing. Several of the studies in Appendix Table B.1 find high rates of couch surfing or doubling up because young people could not afford housing on their own. Estimates of precarious housing also vary considerably, ranging from one-fourth to one-half, indicating that young people are more likely to experience periods of precarious housing than homelessness.

Relatively high rates of residential mobility and inability to pay rent are also indications of housing instability among this group. Several studies have found that former foster youth move

---

<sup>3</sup> The NYTD data collection plan was designed before the Fostering Connections to Success and Increasing Adoptions Act of 2008 extended eligibility for federal Title IV-E reimbursement to age 21. As the number of states that take advantage of this law increases, an increasing percentage of foster youth will be able to remain in care until their 21st birthday; consequently, the NYTD survey data may be less useful than expected for estimating the rate of homelessness among this population.

several times soon after leaving care (Courtney et al., 2010; Dworsky and Courtney, 2009; Reilly, 2003) and tend to experience more mobility than do their peers in the general population (Courtney et al., 2010, 2007, 2005). Although some degree of mobility is normal and probably desirable (Collins and Curtis, 2011)—some moves may occur to relocate for a new job or to attend school—several moves within a short timeframe are generally not beneficial (Burgard, Seefeldt, and Zelner, 2012; Shinn and Weitzman, 1996). Research also suggests that compared with their peers in the general population, young people who have aged out of foster care are more likely to report they are unable to make a rent payment and to have been evicted (Courtney and Dworsky, 2006; Courtney et al., 2011a, 2010, 2007).

### Barriers to Housing Among Youth Aging Out of Care

For many young adults, finding safe and affordable housing and then maintaining that housing can pose a challenge (Mech, 2003); for a variety of reasons, the challenge may be especially formidable for those aging out of foster care. Individual-level characteristics make earning an income sufficient to cover rent deposits and monthly payments difficult for former foster youth. In addition, characteristics of the child welfare system leave former foster care youth ill prepared to live independently, and features of local housing markets can limit housing options.

*Finding: At the individual level, deficits in human and social capital, limited supportive relationships with adults, and greater chances of being young parents or having a criminal record are barriers to obtaining the resources to secure stable housing.*

**Inadequate human and social capital.** Several factors place former foster youth at a significant disadvantage in the labor market—in turn, limiting their ability to secure and maintain housing. Many youth aging out of care—

- Fail to obtain a high school diploma or a GED (Burley, 2009; Burley and Halpern, 2001; Courtney et al., 2010, 2007; Smithgall et al., 2004; Wolanin, 2005).
- Are less likely to attend college and to graduate with a degree if they do attend college, compared with their peers in the general population (Burley 2010, 2009; Courtney et al., 2010; Davis, 2006; Day et al., 2011; Wolanin, 2005).
- Lack the basic skills needed for success in the workplace, such as knowing how to fill out a job application or having the discipline to arrive at work on time (Casey Family Programs, 2011; Dworsky and Havlicek, 2010).
- Have had fewer opportunities to establish a social network of adults who can connect them with employers, which can be important for securing a job (Granovetter, 1995; Lin, 1999).
- Are more likely than their peers to describe their health as fair or poor (Courtney et al., 2007); report a serious health problem (Reilly, 2003); and exhibit mental health and substance use disorders (Keller et al., 2010; Pecora et al., 2003; Vaughn et al., 2007).

Deficits in human and social capital limit the ability of young people aging out of foster care to secure adequate income and hence pay for suitable housing. Young people are more likely to be unemployed than are their older counterparts (BLS, 2011), and young people aging out of foster care are at an even greater disadvantage than are their peers. Just as inadequate income makes it difficult for young people aging out of foster care to pay rent or utility bills, inadequate assets can be a problem. Young people frequently age out of foster care with few if any assets (Pecora

et al., 2005), and former foster youth are less likely than are their peers to have accumulated savings in a bank account (Courtney et al., 2007, 2005). Many former foster care youth will thus be unable to come up with the money for the first and last months' rent or a security deposit, both of which may be required to rent an apartment (Corcoran and Chaudry, 1997; Duncan and Brooks-Gunn, 1997).

**Lack of relationships with supportive adults.** Parents often provide their young adult children with substantial financial support and/or a place in their home. Although moving in with a parent is not uncommon for foster youth who age out of care (Collins et al., 2008; Collins, Spencer, and Ward, 2010; Cook et al., 1991; Courtney et al., 2007, 2005, 2001; Fowler et al., 2006; Reilly, 2003), they are much less likely to live with parents than are their peers in the general population (Courtney et al., 2011a, 2010, 2007, 2005). Some youth who return home after aging out of foster care may have maintained supportive family ties while in foster care, but others simply may have no other options. Very few former foster youth remain with their foster family after exiting care (Courtney et al. 2007, 2005). Developing lasting relationships with adults who will continue to provide nonmonetary support and guidance during the transition to adulthood is difficult for youth who have been living in foster care (Courtney and Hughes Huring, 2005; D'Andrade, 2005; Fanshel, 1992; Hines et al., 2005; Hyde and Kammerer, 2009).

**Early parenthood.** The rate of teenage pregnancy is much greater among youth in foster care than among other adolescents (Dworsky and Courtney, 2010; Gotbaum, 2005; Pecora et al., 2003). Many youth are parents by the time they age out, or they become parents soon thereafter (Courtney et al., 2011c, 2010, 2007; Singer, 2006). Young mothers are more likely than are fathers to be custodial parents, hence they face even greater time and financial constraints to pursuing an education, acquiring job training, or saving for housing—although as parents, they may be eligible for public assistance programs.

**Juvenile or criminal record.** Research has shown that young people aging out of foster care, especially young men, are more likely to have been involved with the juvenile or criminal justice system than are their peers in the general population (Courtney et al., 2007, 2005; 2004; Cusick and Courtney, 2007). Young adults with a criminal record may also be ineligible for public housing assistance programs, and landlords may be reluctant to rent to them (Samuels and Mukamal, 2004).

*Finding: The child welfare system has insufficient resources and services to prepare youth for independent living, and its lack of integration with other youth-serving systems may leave gaps in services.*

**Transition to independent living.** The child welfare system has an obligation to provide services that prepare youth for the transition to adulthood. Without such services, youth in foster care often do not have opportunities to participate in or observe informal learning experiences that help them acquire basic life skills, such as cooking or budgeting. Since the mid-1980s and the creation of the Title IV-E Independent Living Program, the federal government has been allocating funds to states to help prepare youth in foster care for the transition to adulthood (DeWoody et al., 1993). Today, the primary source of those federal funds is the Chafee Foster Care Independence Program (hereafter, Chafee), as described in the next section.

Still, Chafee-funded services are very limited, and evidence of their effectiveness, particularly for common classroom-based life skills training, is, at best, mixed (Courtney et al., 2011b; Donkoh et al., 2006; GAO, 1999). Funding has remained at \$140 million per year for more than a decade despite an increase in the size of the eligible population. Reports from state child

welfare administrators reveal a persistent gap between the number of youth eligible for and presumably in need of independent living services and the number receiving them (GAO, 2007b, 2004, 1999). Current and former foster youth report receiving few of the services that Chafee dollars are intended to fund (Cook, Fleishman, and Grimes, 1991; Courtney et al., 2001; Courtney, Lee, and Perez, 2011).

**Cross-system coordination.** Many jurisdictions do not coordinate services between the child welfare system and other public systems, such as public schools, departments of workforce development, behavioral health organizations, and, of particular relevance to this discussion, public housing agencies. The lack of coordination may reflect differences in priorities and a history of working in silos—insular groups that have no interaction. Housing is generally not perceived as one of the child welfare system’s primary responsibilities, and child welfare workers may not be aware of housing programs or resources available to emancipating foster youth.

*Finding: A shortage of affordable housing, the young age at which youth exit foster care, and racial discrimination may limit former foster youths’ ability to secure housing in the open market.*

- There is a **shortage of affordable, safe, rental housing** in many communities, including the major urban centers that are home to the largest populations of foster youth (GAO, 2007b). The housing options that are available may be limited to lowest income, least safe neighborhoods, which tend to be far from public transportation or needed services (Batsche and Reader, 2012; Center for Public Policy Priorities, 2001).
- **Age** can hamper youth in at least two ways. Those who exit foster care before age 18 cannot legally sign a lease. Those who are 18 or older may find that landlords are reluctant to rent to them because they lack a history of stable employment and good credit (Center for Public Policy Priorities, 2001).
- Despite laws against **racial discrimination** in the housing market, audit studies consistently demonstrate its persistence (Turner et al., 2002), posing a real problem for former foster youth, who are disproportionately non-White (Dworsky et al., 2010; Smith and Devore, 2004; GAO, 2007a).

### Federal Policies and Funding Streams That Address Housing for Youth Aging Out of Foster Care

During the past three decades, federal and state governments have assumed greater responsibility for preparing foster youth for the transition to adulthood and, to a lesser extent, supporting them after they exit care. Government has been gradually coming to recognize that young people aging out of care need assistance not only with daily living skills, education, and employment but also with housing.

*Finding: HHS's key programs or policies to support youth aging out of care are Chafee, the Education and Training Voucher Program (ETV), the Fostering Connections to Success and Increasing Adoptions Act, and the Transition to Independent Living Program.*

**Chafee Foster Care Independence Program.** Authorized by Title I of the *Foster Care Independence Act of 1999*<sup>4</sup> (FCIA) and administered by the Children's Bureau within HHS, Chafee expanded the Title IV-E Independent Living Program. Chafee doubled the maximum amount of money potentially available to states to \$140 million and expanded eligibility for services paid for with those funds. Under current law, young people are eligible for Chafee-funded services if they are likely to remain in foster care until at least their 18th birthday, aged out of foster care and are not yet age 21, or exited foster care through adoption or kinship guardianship when they were at least 16 years old.

States have considerable discretion in how they use their Chafee funds, although a 20-percent match is required for any funds they draw down. In addition to promoting education, employment, and positive connections with adults, Chafee funds may be used to teach skills that will help youth find and maintain housing after they are on their own. Up to 30 percent of Chafee funds may be spent on housing subsidies, transitional housing, independent living stipends, or other housing-related costs.

**Education and Training Voucher Program.** Authorized by Congress in 2001, ETV provides up to \$5,000 in assistance each year to youth eligible for Chafee-funded services who are attending a qualified postsecondary institution. Youth receiving ETV funds before their 21st birthday remain eligible for the funds until age 23 if they make adequate progress in school. In addition to education-related expenses, the assistance can also be used for housing costs while recipients are attending school. Overall, ETV's role in addressing the housing needs of young people exiting care is fairly limited considering that most former foster youth do not attend college, those that do may be older when they enter college, and many do not persist to degree completion (Dworsky and Perez, 2010).

**Fostering Connections to Success and Increasing Adoptions Act of 2008.** This act introduced three major reforms that target youth aging out of foster care. First, it requires public child welfare agencies (PCWAs) to help young people develop a personalized transition plan (including plans for housing) during the 90 days before exiting care. Second, and more significantly, it extends the age of eligibility, at state option, for Title IV-E reimbursement from 18 to 21 years old if youth are employed, engaged in activities to promote employment, or have an exclusionary medical condition. This change enables states that have extended care to age 21 to use Title IV-E funds for this group and gives other states a financial incentive to extend care as well. As of November 2013, 18 states and the District of Columbia can receive Title IV-E funds to allow for certain young people to remain in foster care up to age 21 (Heath, 2013). Further recognizing the different needs of young adults in foster care, the act also expands the type of dwellings that are reimbursable under Title IV-E to include supervised independent living settings (such as host homes or college dormitories) (HHS ACF, 2010).

---

<sup>4</sup> Public Law 106-169; 42 U.S.C. 677.

**Transitional Living Program (TLP).** Originally authorized by Congress in 1988, TLP funds local and state governments, community-based organizations (CBOs), and tribal entities to provide longer term (up to 21 months) housing and supportive services to homeless youth ages 16 to 21 who cannot return home. Housing may include host homes, group homes, or supervised apartments. Services must be specified in an individualized case plan and can be provided directly by TLP grantees or by CBOs. Services typically include basic life skills training; consumer education; training to improve interpersonal skills and develop positive relationships with peers and adults; education and employment-related services; and physical, mental, and behavioral health care. In addition and consistent with a Positive Youth Development framework, grantees must provide opportunities for youth to exercise leadership and become involved in their communities.

*Finding: HUD's key programs or policies that offer subsidized housing to former foster youth are public housing and the Housing Choice Voucher (HCV) program, the Continuum of Care (CoC), and FUP.*

**Public housing and the Housing Choice Voucher program (formerly known as Section 8).** Public housing residents live in projects that are typically owned by a local public housing agency. The units are subsidized so that tenants generally pay rent equivalent to 30 percent of their adjusted gross income. HCV recipients rent housing from landlords or property managers in the private housing market, and the subsidy is paid directly to the landlord or property manager. HCV recipients also typically pay 30 percent of their adjusted gross income in rent, but unlike public housing residents, they may live in any housing that meets minimum health and safety standards (among other requirements, such as reasonable rents), and they can retain their subsidy if they move. Project-based vouchers are a special type of HCV subsidy that recipients can use to rent a privately owned apartment, but the assistance is tied to the unit, as in public housing.

Many youth would meet the income requirements for these programs (Cook, Fleishman, and Grimes, 1991; Courtney and Dworsky, 2006; Courtney et al., 2010, 2007, 2001; Dworsky, 2005; Goerge et al., 2002; Macomber et al., 2008); furthermore, public housing agencies (PHAs) may give preference to former foster youth on their public housing or HCV waiting lists. In most communities, however, the demand for these programs far exceeds supply, and they do not typically include access to the supportive services that former foster youth may need.

**Continuum of Care.** The CoC refers to the consortium of local providers and agencies that work collectively to address homelessness through a coordinated, community-based process of identifying needs and establishing a system to address those needs. HUD awards annual grant funds competitively to CoCs to support a range of housing and service programs, including the Supportive Housing Program, the Shelter Plus Care Program, and the Single Room Occupancy Program. Recipients of funds through CoC programs may choose to design their programs in a way that would enable them to focus on homeless youth.

**Family Unification Program.** FUP, the focus of Chapter 3, is a relatively small, special-purpose voucher program that provides vouchers to eligible families and youth. Congress first authorized the program in 1990 as a family preservation or reunification program. Families are eligible for FUP if lack of adequate housing is the primary reason for the imminent foster care placement of their children or for the delay of children in foster care being returned home. In 2000, FUP was

extended to youth ages 18 to 21 who exit foster care at age 16 or older and lack adequate housing. HUD awards FUP vouchers to PHAs through a competitive process.<sup>5</sup> Vouchers were released each year between 1992 and 2001, and in 2009 through 2011. Approximately 20,400 FUP vouchers were in circulation as of fall 2013, spread across 243 PHAs (HUD, 2014). Like general HCV participants, FUP families and youth typically contribute 30 percent of their monthly adjusted gross income toward rent.

FUP operates differently for youth than for families. Like general HCV holders, FUP families do not face a time limit in the program. In fact, federal regulations prohibit PHAs from terminating FUP assistance even if parental rights are terminated or if all the children in the family have reached adulthood. PHAs are required to partner with public child welfare agencies (PCWAs) which may, but are not required to, offer FUP families case management and other supportive services. By contrast, FUP operates as a time-limited, supportive housing program for youth. FUP vouchers for youth provide up to 18 months of rental assistance, and PCWAs (or their contracted partners) are required to offer supportive services to youth throughout their program participation. These services are intended to help youth develop the skills necessary to live independently, including instruction in basic life skills (such as money management, nutrition, and housekeeping), counseling to prepare youth for employment, and working with landlords to assist youth in obtaining and keeping their housing.

In practice, FUP is an interagency program administered as a partnership between each participating community's PCWA(s) and PHA(s). PCWAs determine whether families and youth meet the foster care-related eligibility criteria and refer eligible candidates to PHAs. PHAs then determine their HCV eligibility, issue vouchers, explain the program's rules and participants' rights and responsibilities, and approve units. The agencies also have joint responsibilities. If they serve both families and youth, they must determine how they will divide their voucher allotments among families and youth. Partner agencies may decide to designate a fixed percentage of their FUP vouchers (referred to as a *set-aside*) for youth based on perceived needs or the availability of other housing options in the community. The partner agencies may instead decide to refer all FUP-eligible youth and enable them to compete with FUP-eligible families on a first-come-first-served basis. To facilitate interagency collaboration, HUD requires both partner agencies to designate a "FUP liaison" responsible for referrals, to meet at least quarterly, and to cross-train one another.

### State and Local Housing Programs for Youth Aging Out of Care

To get a sense of how communities are responding to homelessness among youth aging out of foster care, an inventory was compiled of housing programs available to this population based on a web-based environmental scan, then derived a simple typology of the housing programs that emerged from the scan and finally identified innovative program features that merit further attention.

---

<sup>5</sup> For a list of PHAs that administer FUP and the number of FUP vouchers they have available, please see "FUP PHAs and PHA Contact Information" available at [http://portal.hud.gov/hudportal/HUD?src=/program\\_offices/public\\_indian\\_housing/programs/hcv/family](http://portal.hud.gov/hudportal/HUD?src=/program_offices/public_indian_housing/programs/hcv/family).



*Finding: An environmental scan revealed a diverse set of 58 housing programs that serve youth who age out of care.*

The environmental scan yielded information on 58 housing programs that serve former foster youth, usually among other populations. To conduct the scan, a review was conducted of websites of leading housing and child welfare advocacy organizations (such as the Corporation for Supportive Housing and the National Alliance to End Homelessness); articles published in peer-reviewed journals (for example, *Child Welfare*); and relevant conference proceedings. The 58 housing programs were profiled along 12 dimensions. (Full profiles are included in Appendix C.) This chapter describes how the programs compare along key dimensions.<sup>6</sup> The programs identified do not represent the entire universe of housing programs, and descriptions reflect the data that could be obtained through a web-based search; thus, caution must be used in drawing conclusions from the inventory. The purpose of the scan was to obtain an overview of the types of programs that exist to meet the housing needs of former foster youth. For more details on the methodology, see Appendix A.

**Service population.**<sup>7</sup> Most of the programs serve youth ages 18 to 21; a few reach youth as young as 16 or as old as 24. Eligibility for about one-half of the programs is time limited, typically 18 to 24 months. Most programs target a broad population that includes, for instance, youth exiting the juvenile justice system or homeless youth. A few programs reserve housing units for special populations (for example, custodial parents); some specifically target former foster youth exhibiting mental health problems or other disabilities.

**Program requirements.**<sup>8</sup> Most of the programs require participants to be employed or in school at least part time and to pay rent. Many also require youth to participate in life skills training, contribute to a savings plan, or attend community meetings. The number of rules varies across programs. Some simply require participants to comply with their lease agreement, whereas others are more restrictive (for example, having policies on curfews, overnight guests, or drinking).

**Housing assistance.** Programs generally assist youth with housing by providing one of the following: (1) a subsidized unit in a building that is owned and managed by the program; (2) monthly rental assistance in the form of a voucher; or (3) a stipend for living expenses. Three categories describe the physical setting in which participants live. Some programs provide a combination of two or even all three categories:

- **Clustered or single-site housing.** A single, multiunit building or group of buildings that houses participants together.
- **Scattered-site housing.** Housing dispersed throughout the community and usually rented from a private landlord. Programs that provide monthly rental assistance are assumed to be scattered site.
- **Host homes.** A private home headed by a foster family or a single adult who receives a monthly subsidy.

---

<sup>6</sup> For a complete discussion of the housing characteristics, please see the full literature review: Dworsky et al., 2012.

<sup>7</sup> Not shown in Appendix Table C.1.

<sup>8</sup> Not shown in Appendix Table C.1.

**Supportive services.** Nearly all the programs include a range of direct services, which generally fall into one of four categories:

- **Case management.** Nearly all programs include a case management component, which typically involves goal planning and monitoring progress toward goal attainment.
- **Self-sufficiency.** These services most frequently focus on educational attainment (for example, tutoring or GED preparation) and improving prospects for employment (for example, job readiness training, help finding employment, or career exploration).
- **Independent living skills.** Most of the programs seek to teach basic life skills, including budgeting, time management, health, nutrition, hygiene, and conflict resolution, with financial literacy and money management particularly common. Some programs use standardized curricula or hold weekly (and, in some cases, mandatory) workshops.
- **Services for special populations.** Some programs tailor services to the special populations they serve; for example, programs that target youth with mental health problems typically provide individual or group counseling.

**Funding sources.** Some programs rely on only 1 or 2 funding sources; others combine 10 or more. Nearly all the programs receive at least some public funds. Among the most common are Chafee dollars, various HUD-administered programs (for example, the HCV program), and state and local funds.<sup>9</sup> Private sector funders are varied and include foundations, corporations, and individual donors.

*Finding: Categorizing programs by their level of supervision and support yields three types of housing programs.*

Patterns were sought across the 58 programs along the most salient dimensions: (1) the physical setting; (2) the type of housing assistance; (3) how supportive services were delivered; and (4) whether or not onsite supervision was provided. A loose typology emerged in which most programs could be classified as one of the following:

- **Single-site programs with supervision and supportive services.** These programs use clustered or single-site housing models and include a greater level of supervision and onsite support than do scattered-site models. Direct services often are delivered onsite. One apartment unit usually is reserved for a staff person who is available 24 hours a day, 7 days a week to provide supervision and support. These programs are usually appropriate for youth who need a stepping stone toward truly independent living. Of the 58 housing programs, 27 fall into this category.
- **Scattered-site programs with less supervision and support.** These programs tend to offer youth less supervision and support than do single-site programs. Young people typically have periodic contact with a case manager, who may make home visits. Many of the programs provide some supportive services at a central agency

---

<sup>9</sup> We counted a program as Chafee-funded if Chafee funds were explicitly mentioned in a list of sources or if a program receives funds from a state or local PCWA.

site and rely on referrals to other agencies. Participants often have the option of renting the unit on their own after the assistance expires. This type of program may be better suited for young people who are more mature or more prepared to live independently. Of the inventoried programs, 25 fall into this category.

- **Multiple housing types and varying levels of supervision and support.** Six of the programs offer both clustered and scattered-site housing, and a few combine clustered or scattered-site housing with host homes. Programs that combine housing models offer options and a continuum of support so that young people may move from one type of housing to another as their needs for supervision and supportive services evolve.

### ILLUSTRATING A TYPOLOGY OF HOUSING PROGRAMS

#### ***Restoration Gardens: A Single-Site Program With Supervision and Support***

Restoration Gardens in Baltimore, Maryland, provides single-site housing with supportive services to young people who are currently homeless, who have been homeless within the past five years, and who have aged out of foster care or the juvenile justice system. Restoration Gardens has 40 studio apartments, a common room, a computer laboratory, and a library. Property management and social service staff are on site during normal business hours. Three resident assistants and one resident manager provide round-the-clock supervision and assistance. Residents pay rent equivalent to 30 percent of their adjusted income and receive onsite counseling, job placement assistance, GED preparation help, and basic life skills training. The program is a partnership of AIDS Interfaith Residential Services, Empire Homes of Maryland, Homes for America, Baltimore Homeless Youth Initiative, and the Baltimore Workforce Investment Board Youth Council.

#### ***Youth Moving On: A Scattered-Site Program With Less Supervision and Onsite Support***

In Milwaukee, Wisconsin, Youth Moving On provides scattered-site, single-bedroom apartments and supportive services to former foster youth ages 18 to 24 who are at risk of homelessness. Administered by St. Aemilian-Lakeside, Inc., and supported by a combination of federal, state, and private funding, the program serves up to 20 youth at one time for a maximum of 18 months. Youths' contributions toward rent increase as young people progress through the program. Participants are offered case management, life skills training, employment, and budgeting assistance. Supportive services are not provided on site nor are participants supervised at their place of residence. Participants are eligible for an additional subsidy on successful completion of the program.

#### ***Transitional Housing Program for Emancipating Foster Youth: A Program With Multiple Housing Types and Varying Levels of Supervision and Support***

The Transitional Housing Program for Emancipating Foster Youth is a THP-Plus program that provides housing and supportive services to emancipated foster and probation youth in 11 California counties. The program partners with county agencies, community-based organizations, foundations, and private businesses to provide host-family, scattered-site, and single-site housing, depending on the county. Participants receive a wide range of supportive services and must fulfill several requirements, including full-time or part-time employment, combined with school or training; work with a life coach and housing specialist; participation in case planning; saving 50 percent of their net earnings; and submitting receipts for food, clothing, and recreational expenditures. Participants are eligible for postprogram housing assistance but must agree to maintain contact with the program for at least two years after exit.

*Finding: Several housing programs incorporate innovative features that may merit further study, including cross-sector collaboration, blended funding, integration of youth populations, a philosophical approach to programming, and colocation of services.*

- **Cross-sector collaboration.** Many of the programs involve some type of organizational collaboration. In some cases, an affordable housing developer or property manager formally partners with a community-based service provider. In other cases, public- and private-sector agencies work together. In at least one case (Next Steps Collaborative in Alameda County, California), agencies collaborate to use a shared intake form to direct youth to the most appropriate program.
- **Blended funding streams.** Some programs rely on only 1 or 2 funding sources; others, however, combine many funding streams—as many as 10 or more. State funds are blended with federal and/or local dollars, and funds from public sources are combined with private funds.
- **Integration of former foster youth with other populations.** Whereas most clustered or single-site programs exclusively house former foster youth, a few are more integrative. The Interfaith Housing Development Corporation of Chicago’s Permanent Supportive Housing Program, for instance, operates an intergenerational, supportive housing program for youth who have aged out of care and for children in the care of grandparents or other relatives. The intergenerational model posits that the groups can support one another.
- **Unique program philosophy.** Some programs have unique philosophies for working with transitioning youth. One program, for example, strongly encourages self-determination, tenant leadership, and involvement in the community. Another holds youth and tenant councils to give residents an opportunity to voice grievances and influence decisions.
- **Colocation of housing and other services or employment opportunities.** Although many of the profiled programs aim to help young people find and maintain employment, they generally do not operate a business that provides youth with jobs. An exception is Seventh Landing in St. Paul, Minnesota, where youth may work in an onsite coffee shop owned by the housing developer. Although clustered or single-site programs commonly provide direct services on site, a few housing sites are colocated with other service agencies. The Edwin Gould Residence in New York City, for example, is colocated in a multiservice center that provides a single point of entry to services provided by a collaboration of CBOs.

### III. USING FUP TO ADDRESS YOUTHS’ NEEDS FOR SUPPORTIVE HOUSING: FINDINGS FROM SURVEYS AND SITE VISITS

Before this study, little was known about how FUP is being used to address the housing needs of youth aging out of foster care. To learn more, a survey was administered to all 249 PHAs operating FUP.<sup>10</sup> If the PHA indicated that they allocated at least one of their FUP vouchers to youth, an attempt was made to survey the PHA’s partner PCWA—for a potential respondent pool of 83 PCWAs.<sup>11</sup> Analyses presented in this chapter are based on the 195 PHAs and 70 PCWAs that responded to the survey.<sup>12</sup> The surveys were fielded in the fall of 2012. Subsequent site visits to four of the youth-serving communities (table III.1) provided a deeper and more nuanced perspective of how they use FUP to serve youth.<sup>13</sup> In each community, data and feedback were collected from administrators and staff at the PHAs, PCWAs, and other CBOs involved in FUP.<sup>14</sup> The information gathered through the surveys and site visits revealed the extent to which communities use FUP to support youth, the challenges they face, and lessons for practitioners and policymakers.

**Table III.1. PHAs and PCWAs Included in Site Visits**

Community Jurisdiction	Location Visited	PHA	PCWA
Massachusetts <sup>a</sup>	Boston	Mass. Dept. of Housing & Community Development	Mass. Dept. of Children and Families
Colorado <sup>b</sup>	Denver	Colorado Dept. of Local Affairs <sup>c</sup>	Colorado Division of Child Welfare
Broward County, Florida	Fort Lauderdale	Broward County Housing Authority	ChildNet
Salt Lake County, Utah	Salt Lake City	Housing Authority of the County of Salt Lake	Utah Division of Child and Family Services

PHA = public housing agency. PCWA = public child welfare agency.

<sup>a</sup> The Massachusetts site visit focused on the Lowell and Lawrence region.

<sup>b</sup> At the time of the visit, Colorado was mainly serving youth in the Denver metropolitan region.

<sup>c</sup> Colorado’s PHA contracts with Mile High United Way to allocate Family Unification Program vouchers to youth.

<sup>10</sup> At the time of the survey in the fall of 2012, 249 PHAs were thought to possess approximately 20,700 FUP vouchers; HUD has since updated the FUP baseline. As of the fall of 2013, approximately 20,500 FUP vouchers were being administered by 242 PHAs. The information in this chapter is based on the number of PHAs and FUP vouchers at the time of the survey.

<sup>11</sup> The survey requested that PHAs or PCWAs that contract out any administrative or service provision responsibilities to seek input from their partner organizations when completing the survey.

<sup>12</sup> For more information on the survey methodology and response rates, see Appendix A, and for a complete reporting of all survey results, see Appendix D

<sup>13</sup> Two communities were countywide jurisdictions, and two were statewide. Altogether, 178 youth were housed with FUP vouchers at the time of the visits (ranging from 7 to 117 per community); additional youth had been issued vouchers and were searching for a unit.

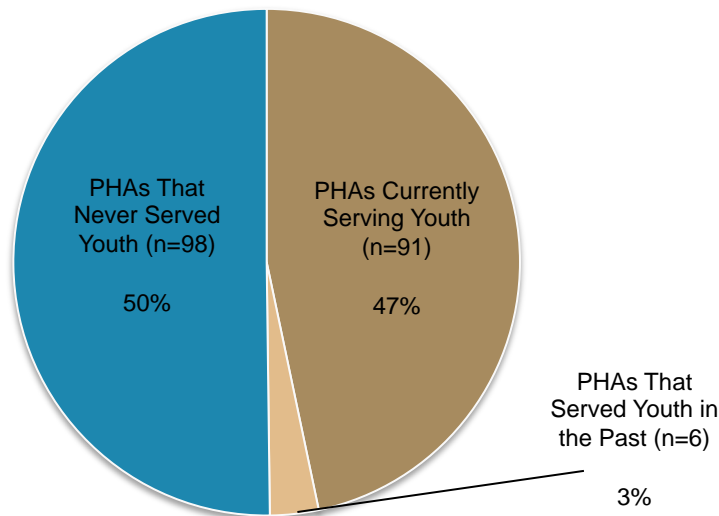
<sup>14</sup> In all, we spoke with 70 individuals.

### Extent of Use of FUP for Youth

*Finding: Less than one-half of the PHAs operating FUP provide vouchers to youth.*

Of the PHAs that responded to the survey, 47 percent currently serve youth (that is, they had served at least one youth within the past 18 months) (figure III.1), but one-half reported never serving youth. Another 3 percent had most recently served youth more than 18 months before the survey.

**Figure III.1. Fewer Than One-Half of PHAs Operating FUP Currently Serve Youth**



*Finding: PHAs that serve youth allocate most of their FUP vouchers to families.*

On average, PHAs serving youth had 112 FUP vouchers at the time of the survey, 29 percent of which were being used by youth who had “leased up” (that is, who were leasing a unit with FUP rental assistance). The remaining vouchers were being used by families or were unused. Applying these averages across all PHAs operating FUP, youth make up about 14 percent of program participants (that is, of the 20,700 FUP vouchers in circulation at the time of the survey, 2,912—an average of 32 vouchers each across 91 PHAs—are leased up by youth).

In the fall of 2012...

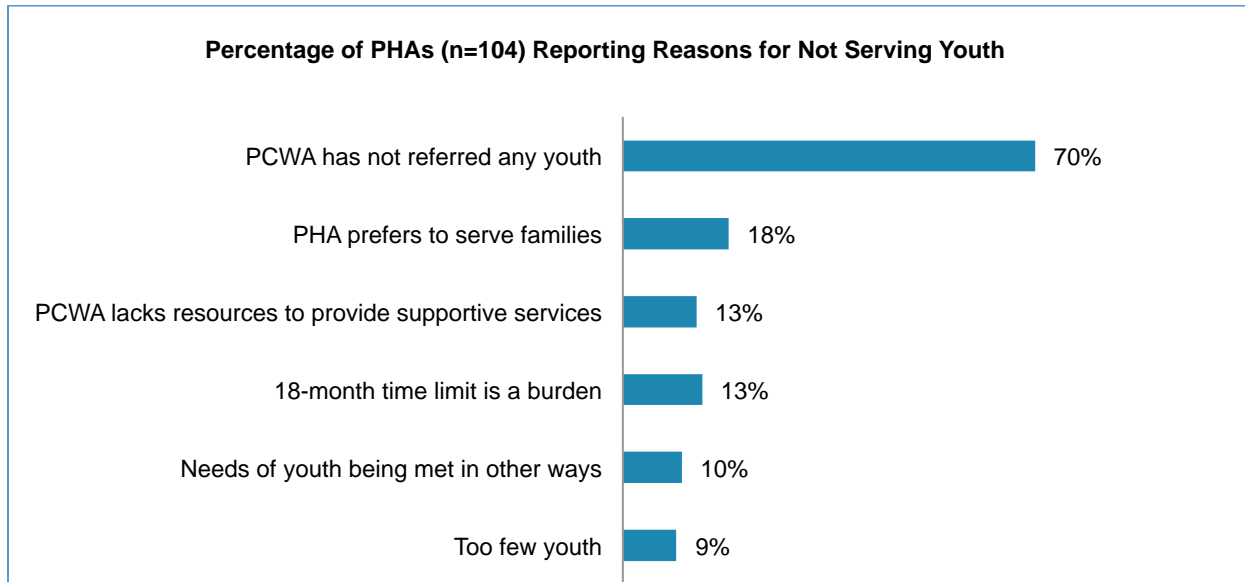
At the time of the survey, 91 PHAs were serving youth through FUP.

Each had, on average, 112 FUP vouchers, 29 percent of which were leased up by youth.

*Finding: A primary reason PHAs are not serving more youth is that PCWAs are referring relatively few or no youth.*

To the extent that PCWAs selectively refer candidates to the PHA, they serve as a gatekeeper to FUP vouchers. Among the PHAs that do not serve youth, more than 70 percent cite the lack of PCWA referrals as a reason (figure III.2). By comparison, only 9 percent of PHAs that do not serve youth say that the reason is too few youth age out of foster care, and only 10 percent say that the housing needs of youth aging out of care are being met in other ways. Survey data suggest that even among youth-serving communities, some youth may be eligible for FUP but are not referred. About one-half of the PCWAs reported that they do not refer all eligible youth they identify.<sup>15, 16</sup>

**Figure III.2. Primary Reason PHAs Do Not Serve Youth Through FUP Is Lack of Referrals**



Note: Percentages sum to more than 100 percent because PHA respondents could choose more than one option.

Although the survey did not ask PCWAs their reasons for referring a subset of eligible youth, and the PCWA partners of PHAs that *do not* allocate vouchers to youth were not surveyed, survey responses suggest several possible explanations for the relatively few youth referrals:

- **Lack of funding for supportive services may be a deterrent.** According to 40 percent of PCWAs, the cost of providing supportive services was a challenge.
- **Families may be a higher priority than are youth.** Of the PHAs that do not serve youth, 18 percent reported they prefer to devote FUP vouchers to families (figure III.2). Serving families can prevent more children from being placed or remain in foster care. Reducing foster care placements can reduce costs to PCWAs and aligns with pressure to preserve families.

<sup>15</sup> About 46 percent of youth-serving PCWAs reported they do not refer all eligible youth; another 9 percent did not know whether they referred all eligible youth, or they did not respond to the survey question.

<sup>16</sup> Extending eligibility for foster care to age 21 has apparently not affected referrals to FUP. The survey results suggest that the number of referrals reported by PHAs and PCWAs in states that have extended care is similar to the number of referrals in states that have not extended eligibility.

- **The 18-month time limit for youth may be an administrative burden.** Frequent voucher turnover requires more staff resources to identify and serve new participants. Indeed, 13 percent of PHAs that do not serve youth cited the 18-month time limit as a reason (figure III.2), and 30 percent said they would be more likely to serve youth if the time limit were eliminated. In addition, 46 percent of PCWAs and 41 percent of youth-serving PHAs described the time limit as a major challenge to administering FUP, and another one-third of PCWAs and PHAs characterized it as somewhat of a challenge.
- **Agencies may believe they do not have enough FUP vouchers to serve both families and youth.** Nearly two-thirds (61 percent) of PHAs not currently serving youth said they would be more likely to do so if they had more vouchers. Many PHAs have relatively few FUP vouchers. Data collected by HUD to monitor FUP use indicate that 42 percent of the PHAs in the analysis sample had fewer than 50 vouchers as of the fall of 2012, and another 36 percent had 50 to 100 vouchers.
- **PCWA staff may not have sufficient training on FUP and HCV eligibility requirements.** Although 84 percent of PHAs serving youth provide training to their partner PCWAs, only one-third do so more than once per year. Given the high rate of staff turnover in PCWAs, more frequent training may be needed.
- **Families may be easier than youth for PHAs to identify.** Youth become eligible for FUP when they are no longer in care and their child welfare case is closed; hence, identifying FUP-eligible youth may be a greater challenge than identifying FUP-eligible families, whose children are in or at-risk of foster care placement and thus have an open child welfare case.
- **PCWAs may perceive better alternatives to FUP.** PCWA staff might be concerned that youth with FUP vouchers do not receive adequate supervision; however, their responses indicate that alternative housing arrangements with more supervision are not widely available in the near term.

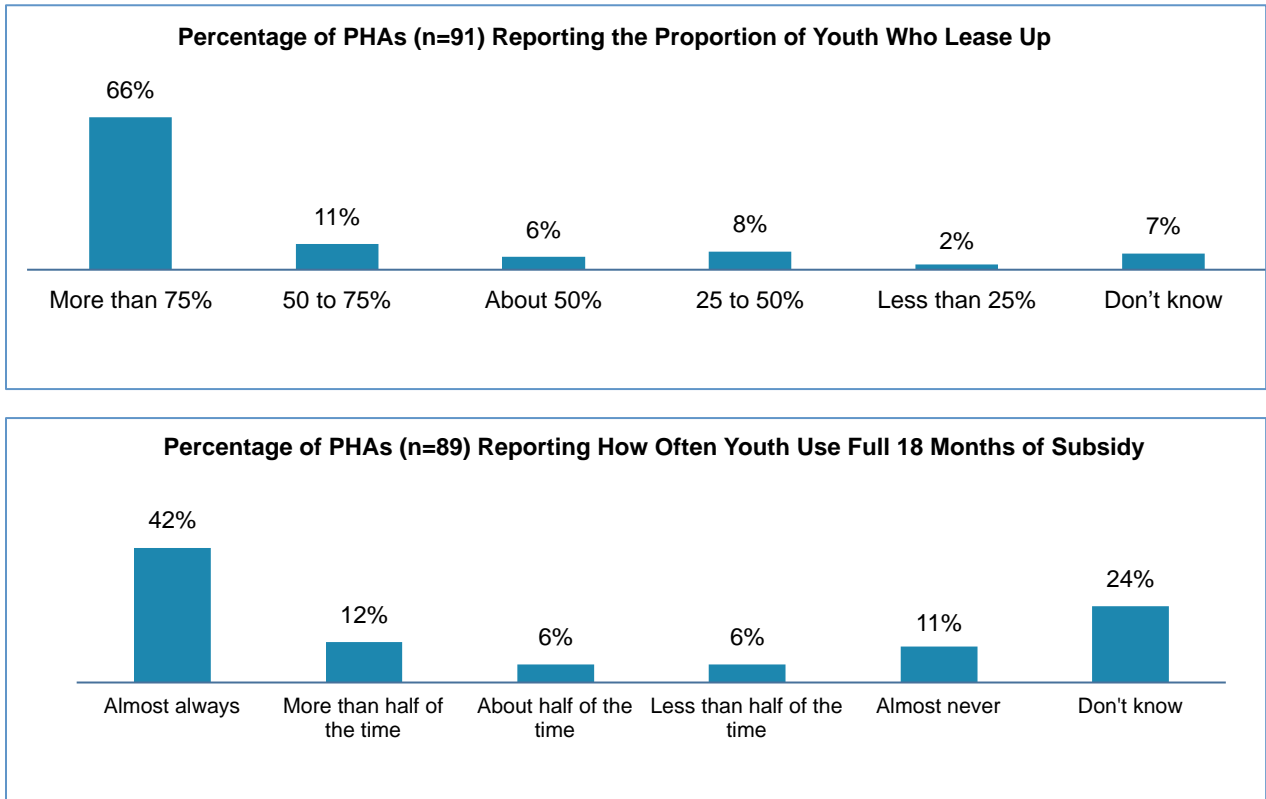
### Types of Housing Assistance Youth Receive Through FUP

*Finding: Most—but not all—FUP youth receive the full 18 months of rental assistance.*

Youth-serving PHAs reported that most youth who are issued a voucher lease up successfully within the allotted time. Nearly three-fourths of the PHAs reported that youth secure housing before the initial 60-day period expires most of the time, and two-thirds said that more than 75 percent of youth who receive a voucher lease up eventually (figure III.3). That said, some PHAs reported significantly fewer successful leases for FUP-eligible youth. Of PHAs reporting, 10 percent stated that youth issued a voucher do not usually lease up, and another 6 percent reported they lease up only about one-half the time.



Figure III.3. Most—but not All—Youth With a FUP Voucher Lease Up and Stay Leased Up



FUP = Family Unification Program. PHA = public housing agency.  
 Note: Percentages may not sum to 100 percent because of rounding.

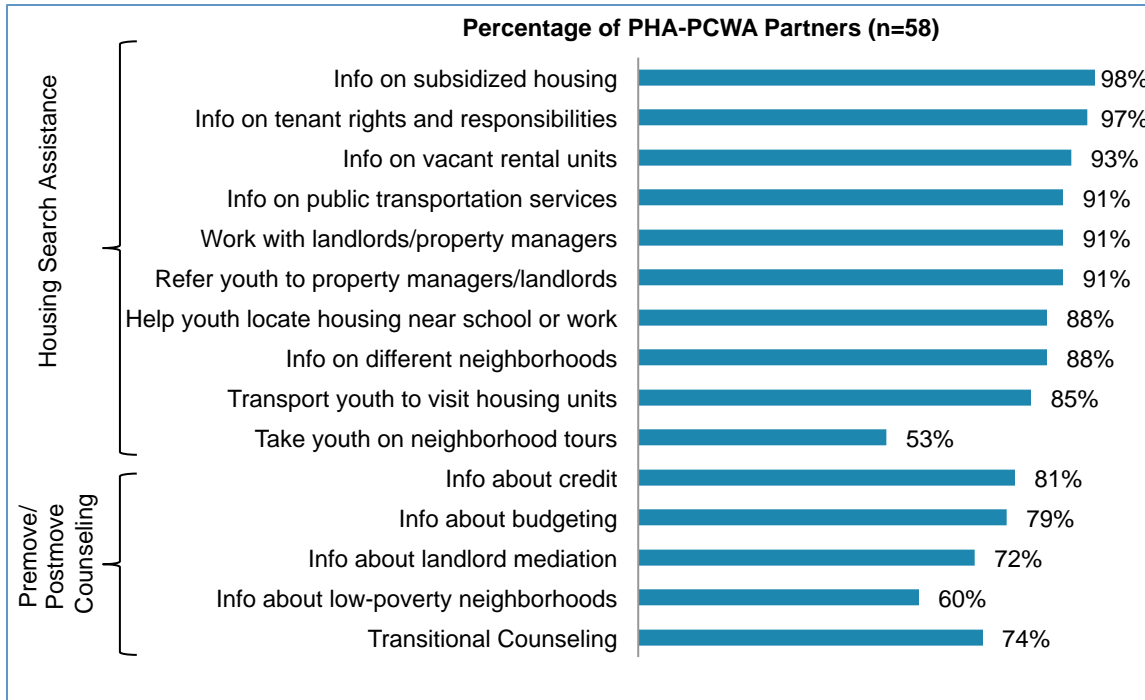
Slightly more than 50 percent of the PHAs reported that youth who do successfully lease up are likely to receive the full 18 months of rental assistance. However, 12 percent reported that youth receive the full subsidy only one-half the time or less, and another 11 percent said youth almost never receive the full subsidy. Another 24 percent did not know.

*Finding: Most communities offer assistance to help youth find and maintain stable housing.*

Most agency partners offer FUP youth several types of housing search assistance, premove and/or postmove assistance, and help transitioning out of FUP. Nearly all PHAs (96 percent) and PCWAs (87 percent) report offering youth who are issued a FUP voucher at least some help finding housing, such as information and referrals to help them with their search. In addition, most PHA-PCWA partners (72 to 81 percent) offer premove or postmove information about budgeting, credit, and landlord mediation to youth who lease up (figure III.4), and most PCWAs report that they will work with landlords or property managers to respond to problems. Most partners also help youth transition out of FUP as they approach the end of their 18-month time limit. In nearly 75 percent of the communities, one or both partners help youth find housing for after the FUP voucher expires, such as by informing youth about other housing programs in the community. PHAs can also give preference to youth on their HCV waiting list, enabling them to receive vouchers before a general HCV applicant. About one-fourth of the 76 PHAs that give

preference to some groups on their general HCV waiting list have a preference category for youth whose FUP voucher expired, and one-fifth have a preference category for youth who aged out of foster care.

Figure III.4. One or Both Partner Agencies Offer Several Supports To Help Youth Find and Maintain Housing



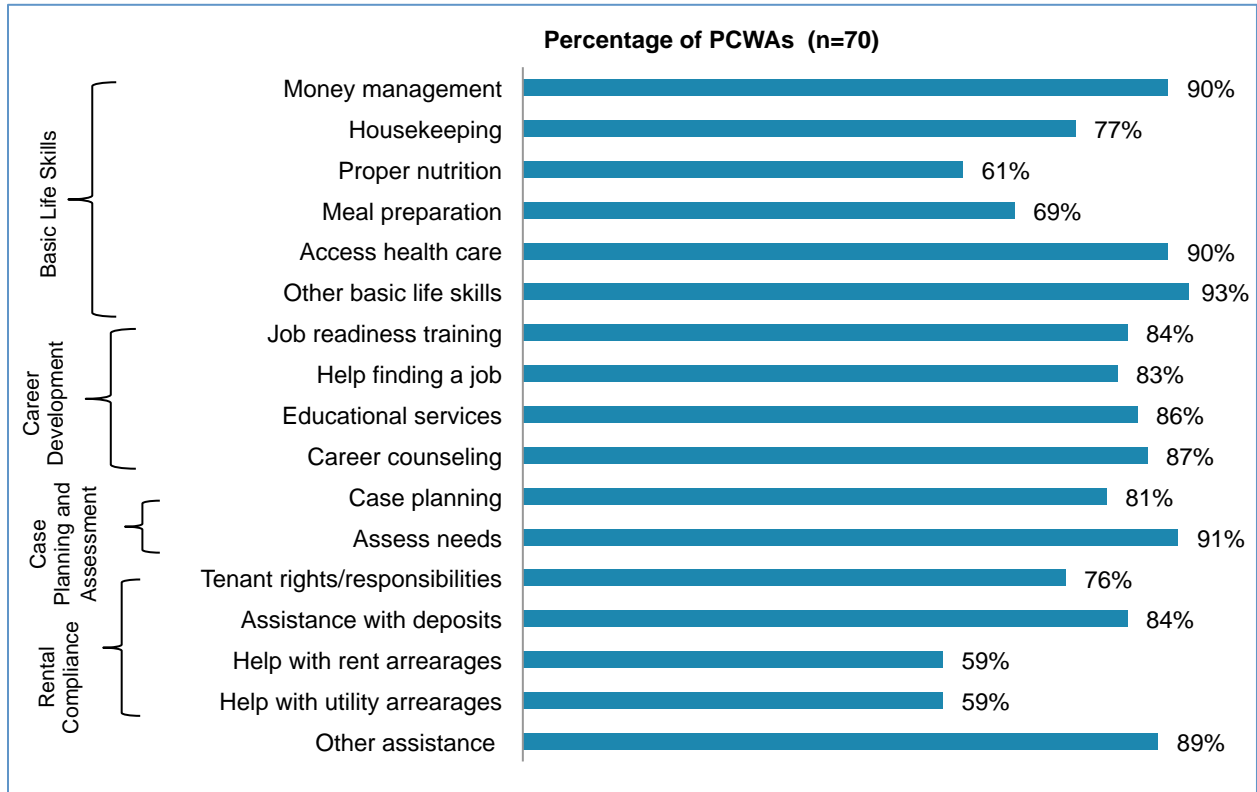
PHA = public housing agency. PCWA = public child welfare agency.

### Types of Services Offered to Youth Through FUP

*Finding: Most PCWAs or their contractors offer the requisite supportive services to promote youth self-sufficiency.*

More than 90 percent of the PCWAs report teaching youth basic life skills, most commonly in the form of money management and help accessing physical and mental health care (figure III.5). Fewer, but still a majority, report teaching youth about proper nutrition and meal preparation. About 85 percent of the PCWAs reported providing some form of career development. Overall, most PCWAs communicate with youth in person (74 percent) or by telephone, email, or text message (81 percent) once a month or more while they are leased up.

Figure III.5. Most PCWAs Offer Several Types of Supportive Services While Youth Are Leased Up



PCWA = public child welfare agency.

*Finding: Although the receipt of supportive services and their quality and intensity is unknown, the site visits revealed some promising practices for encouraging youth participation.*

Although the survey findings indicate most agencies are offering the required services, the findings do not answer many important questions about service receipt. For one, the data do not specify whether PCWAs offer a particular supportive service to all youth or to only some youth (and which ones). The intensity of service offerings (their frequency and duration) and service quality are also unknown. If the sites visited are any indication, agencies do not have reliable mechanisms for tracking this information.

#### Strategies for Enhancing Service Provision

Partnering with community-based organizations or other public agencies to provide services may increase youth participation.

Agencies can set policies to encourage youth participation.

Having a dedicated life coach or mentor is an important support for youth.

The site visits revealed a few strategies for enhancing participation and service delivery. First, partnering with service providers may help engage youth, many of whom are eager to cut ties with the foster care system on exiting. These same youth, however, welcome or even *seek* support from CBOs or other providers. In addition, PCWA staff often have large caseloads that allow only infrequent meetings; thus, partnering with external organizations was helpful for some communities. One PCWA was a notable exception: they used Chafee funds to hire outreach workers whose caseloads are light enough to meet with youth weekly for individualized support.

Second, participation appears to be greater when engagement in services is strongly encouraged. FUP requires that PCWAs offer youth supportive services, although retaining the voucher must not be contingent on their actual participation in services. That said, the communities visited believed that youth who participate in services are more likely to be successful in FUP, and these communities take a variety of steps to encourage participation. In one community, for example, youth must meet weekly with an outreach worker; another community requires youth to sign a statement agreeing to work with their life coach.

Third, pairing youth with a life coach or mentor may provide much-needed support. Three of the four communities visited match youth with a life coach or mentor, and in the one that does not, staff thought a mentor would be helpful. Having someone to call for help with basic life skills (such as raising issues with landlords or writing a check) or more serious issues (such as an unexpected pregnancy) is extremely helpful for some youth, particularly those with little or no other support network.

### Challenges in Administering FUP for Youth and Strategies To Address Them

*Finding: Setting aside vouchers and targeting certain types of youth can alleviate the challenge of carving out space for youth. Partners ideally decide such policies together.*

A common theme from the survey and the site visits is that communities are challenged to carve out space for youth in a small program with great demand that was originally intended to preserve families. Based on observations from a few sites, set-asides can help communities maintain availability for youth. Two of the communities visited took this approach so that when a voucher expired after the 18-month time limit, it was reallocated to another youth rather than a family, effectively maintaining the balance of youth and families agreed on by the PHA and PCWA. The third community allowed the balance to establish itself by referring all eligible youth and families and serving them on a first-come-first-served basis. In the fourth community, PCWA staff decided whether to refer a FUP-eligible youth or family on a case-by-case basis. As vouchers awarded to youth expired, eligible youth competed against families for referrals. Decisionmakers at the PCWA tended to favor families (who may retain a voucher for as long as they remain eligible), thereby diminishing the supply of vouchers available to new FUP-eligible families or youth. This tendency left very few youth holding FUP vouchers by the time of the site visit. As this community's experience illustrates, set-asides can ensure that vouchers remain available for youth.

### Promising Practices for Housing Youth Through FUP

Setting aside a proportion of vouchers for youth ensures their availability for other youth on turnover.

Decisions on how to balance the needs of youth and families and which youth to target must reflect the goals of all agency partners and be included in the memorandum of understanding. Doing so can minimize tension associated with these difficult decisions.

With the need for supportive housing for youth outstripping the supply of FUP vouchers, communities may also consider targeting vouchers to a subset of eligible youth. Perspectives on which youth are better suited to FUP, especially given its 18-month limitation, differed across and within sites. Their preferences generally reflected four rationales:

- In three site visit communities, at least some PCWA staff target **youth who seem focused on education and employment**; one of the communities does so exclusively. Some staff believed that youth who are motivated and “on track” are most likely to attain self-sufficiency in 18 months. Although they may be at a lower immediate risk of homelessness, lack of supportive housing can jeopardize their long-term outcomes.
- Some staff from one of the PCWAs preferred to target **pregnant youth and those with children**. These youth may have the greatest need for supportive housing.
- Staff at several programs preferred **youth who seemed likely to engage in supportive services**, believing that youth who participate in services benefit most from FUP.
- One of the communities believed that **all eligible youth** must have equal access to FUP because no research indicates which type of youth is likely to benefit most from the assistance. Staff did not feel comfortable prioritizing some over others.

Interagency relationships and FUP implementation may be facilitated through collaborative PHA–PCWA decisionmaking on how to distribute vouchers between youth and families and whether to target certain types of youth for vouchers.

*Finding: Collaboration between PHAs and PCWAs requires time and effort to establish and maintain relationships and to facilitate ongoing communication.*

Interagency collaboration between PHAs, PCWAs, and their partners is essential for providing FUP vouchers to youth, but it can be a challenge. Among PHAs surveyed that are not serving youth, nearly one-third (31 percent) said they would be more likely to do so if they had assistance establishing or strengthening collaboration with their PCWA partner. Among communities that are serving youth, many PHA and PCWA partners do not appear to be taking full advantage of cross-agency meetings and trainings that could facilitate communication and collaboration. The survey findings show that more communication occurs informally than through regularly scheduled cross-agency meetings, which may not be a good substitute when it comes to coordination. In addition, cross-agency trainings are generally infrequent, provided less often than once a year by one-half or more of the agencies. The strategies the site-visit communities used to facilitate collaboration can offer guidance to other FUP communities:

### Promising Practices for Collaboration

Establish a foundation of trust, openness, and flexibility.

Create clear communication channels to facilitate information sharing, which is especially vital when many partners are involved.

- **Breaking down silos and establishing relationships.** PHAs and PCWAs typically do not have a history of collaborating. As one caseworker noted, the seemingly simple task of submitting a referral to another agency—especially one that is a new partner—can feel like putting the welfare of their client in someone else’s hands. Creating and maintaining a trusting relationship is necessary for developing faith that others are as committed to the youth being served and for ensuring workers feel comfortable voicing concerns to staff in other agencies. Occasional or even regularly scheduled meetings may not be enough to generate an open and trusting dialogue. By establishing relationships, agencies can focus on finding common ground and determining what each can gain through the collaboration, rather than on what they each stand to lose; in other words, turning the “zero-sum game” into a “win-win situation.”
- **Maintaining communication throughout each stage of the FUP process.** To highlight two examples, PHAs can inform referring agencies of a youth’s eligibility determination and let their partners know when the voucher briefing will be held. After a youth is leased up, agencies can inform one another of any circumstances that could put the youth at risk of eviction or FUP termination.
- **Filtering communication through a single point of contact and encouraging broader staff engagement.** When multiple partners are involved in the implementation of a program, the need for clear communication and regular and open exchange of information becomes imperative. All four communities appointed single points-of-contacts at the PHA and PCWA. This structure may be especially beneficial in communities where multiple agencies are involved or staff turnover is high. Having a single contact must not hinder collaboration, however. Ensuring that all staff working on FUP have an opportunity to voice concerns, learn about another agency’s processes, and directly ask questions likely improves operations.

*Finding: Strategic partnerships can augment resources when funds for supportive services are inadequate.*

A lack of funding for FUP’s supportive services may be a reason why some communities are not serving youth. About one-half of the PHAs that do not serve youth said they would be more likely to allocate vouchers to youth in the future if they had additional resources for the supportive services. Some PCWAs visited also voiced the concern that they are required to offer youth services but do not receive funding to provide them. Although PCWAs can pay for these services with their Chafee funds, that funding is typically stretched thin, and in some states youth can be eligible for FUP but not for Chafee-funded services.

### Promising Practices for Service Provision

Coordinating—and in some cases, formally partnering with—other organizations can enhance available resources.

Leveraging community resources through partnerships is a key strategy employed by the communities visited to help augment their resources for service provision. In three communities, a mix of CBOs, foundations, and other public agencies provide youth with supportive services or provide funding for those services. Organizational partners in two communities use their own resources to provide case management to the youth they refer to FUP. Foundations (one private, one public-private) in two communities sponsor life coaches to fill gaps in services provided by case managers. In one community, the state agency that oversees workforce services coordinates education and training supports through its youth-focused workforce program, which is available to FUP-eligible and non-FUP youth. Rallying local and state advocates and policymakers in support of youth aging out of foster care helped create these relationships in some of the communities.

## IV. IMPLICATIONS FOR POLICY AND RESEARCH

This chapter addresses some of the implications of the study's findings for policy and research. First, the discussion highlights two FUP policies that could be reviewed for their effect on the utility of using FUP to serve youth aging out of foster care. Next comes an explanation of why additional research on addressing the housing needs of transitioning foster youth is so important. The chapter concludes with a brief description of several ongoing opportunities for enhancing knowledge at the federal level that can add to what has been learned from this study.

### Implications of the Findings on FUP

Based on the survey and site-visit findings, two policy changes in particular can enhance the potential of FUP to meet the needs of former foster youth:

- **Review policies regarding set-asides.** The survey data indicate that two-thirds of PHAs do not have a set-aside for youth. When FUP vouchers awarded to youth in these communities reach the end of their 18 months, they may be reallocated to families whose assistance is not time limited. This practice became a problem in one of the sites visited that did not have a set-aside and will likely become a problem in other communities as time goes on. Because set-asides are one way to ensure that the number of FUP vouchers available for youth does not diminish over time, HUD could review its policy regarding set-asides to determine what, if any, changes are needed to ensure that FUP vouchers will continue to be available for youth.
- **Review the time limit for youth.** Although limiting the duration of housing assistance for youth may prevent dependency, the current 18-month time limit may be having unintended consequences. On a practical level, youth may have fewer housing options available to them during the last six months because rental leases are typically for a 12-month term. Supporting youth through school may prevent some youth from dropping out before they have completed even an associate's degree. In addition, 41 percent of youth-serving PHAs, and 46 percent of their PCWA partners, viewed the 18-month time limit as a major challenge to administering FUP. HUD could examine whether an extension of the time limit to at least 24 months would be beneficial.

### Implications of the Broader Study of Housing Supports for Youth Aging Out of Care

This study's comprehensive literature review and inventory of nearly five dozen state and local youth-serving housing programs revealed no rigorous evaluations of these programs' effectiveness of on youths' housing stability or other outcomes. None of the housing programs identified in the inventory have been evaluated using an experimental or quasi-experimental design. Similarly, although more than a decade has passed since former foster youth became eligible for FUP, its effects on youth outcomes have not been measured.

Housing programs for youth who age out of foster care, including FUP, should be evaluated for several reasons. First, the population of youth aging out is not homogeneous, and different youth have different needs. At present, little evidence exists for determining which youth most need referral to programs. Second, funding for programs that provide housing to youth who have aged out of foster care is limited. These limited resources should be invested in programs that have proven to produce better youth outcomes. And third, despite the growing emphasis on



implementing social programs that are evidence based, no evidence base exists for programs that assist youth who age out of foster care with their housing. This lack of data means little information exists to guide the decisions of policymakers, program developers, or service providers who want to develop new programs that address this population's housing needs.

Several approaches could be used to begin enhancing knowledge about the effectiveness of housing programs for youth who age out of foster care and to learn if certain types of programs work best for youth with particular circumstances. One approach is for funders to require youth-serving housing providers to engage in evaluation activities, such as collecting information about services offered or surveying youth when they enter and exit the program. To understand program effectiveness, experimental or quasi-experimental evaluations of ongoing or demonstration programs could be funded. Although randomly assigning youth to participate in the housing program (treatment condition) or not to participate in the housing program (control condition) is generally recognized as the “gold standard” for program evaluation, most housing programs for youth who age out of foster care serve too few youth to allow for random assignment.<sup>17</sup> Hence, creative, quasi-experimental approaches that include carefully chosen comparison groups and multiple sites are a sound option.

Ideally, evaluations of housing programs for youth who aged out of foster care must be longitudinal so that effects are measured not only at the point of program exit, but over the longer term. They must focus not only on whether participating in these programs is helping young people avoid homelessness and remain stably housed but also other aspects of well-being.<sup>18</sup> Moreover, to provide some context for understanding why the intended outcomes were or were not achieved, they must also include process studies that examine whether programs are implemented as planned.

### Current Opportunities To Enhance Knowledge

The federal government is currently involved in several efforts that could add to what has already been learned from this study about how best to address the housing needs of youth who age out of foster care.

**National Youth in Transition Database.** In addition to establishing Chafee, FCIA required HHS's Administration for Children and Families (ACF) to create NYTD. Through NYTD, states track the Chafee-funded services they provide to youth in foster care, the characteristics of the youth who receive those services, and the outcomes of those youth in six domains: financial self-sufficiency, educational attainment, positive connections with adults, high-risk behaviors, access to health insurance, and homelessness.

To measure these outcomes, states must survey all youth who reach their 17th birthday while in foster care and administer a followup survey to those same youth at ages 19 and 21, regardless of whether they are still in foster care or receiving Chafee-funded services.<sup>19</sup> Beginning in fiscal

---

<sup>17</sup> See (Dworsky, forthcoming) for a more thorough discussion of the issues related to evaluating housing programs for youth aging out of foster care.

<sup>18</sup> Studying other aspects of well-being is consistent with the United States Interagency Council on Homelessness Framework to End Youth Homelessness, which is described herein.

<sup>19</sup> For the followup surveys at ages 19 and 21, states may select a sample from the baseline population who participated in the data collection at age 17.

year 2011, states were required to survey a new cohort of 17-year-olds every third year. States must use, at a minimum, 22 specified survey questions but may choose the manner in which the survey is administered (GPO, 2008).

Results from the first baseline NYTD outcomes survey came out in September 2012. Data were collected from 60 percent, or 17,021 of the 28,318 17-year-olds who were eligible for the survey in FY 2011 (HHS, Children's Bureau, 2012). Of those youth, 16 percent reported that they had experienced homelessness. Followup data were collected from that same cohort of youth in FY 2013, when they were 19 years old. Results from that survey have not yet been released.

Although the NYTD outcomes measures will provide much needed information about young people aging out of foster care, their contribution to the knowledge base about housing outcomes of youth aging out of foster care will be limited for two reasons. First, the baseline and followup outcome surveys each include only one question about homelessness and do not include other questions about housing.<sup>20</sup> Second, when the NYTD requirements were developed, the age of emancipation in all but a few states was 18 years old. Nearly 20 states now extend foster care up to age 21; consequently, the NYTD survey data will be less useful than expected for estimating the rate of homelessness among its population. Because the second followup survey cannot be completed more than 45 days after youth turn 21 years old, many young people will have recently exited foster care when the survey data are collected. For these young people, the survey data will not provide a good measure of homelessness after aging out.

### **United States Interagency Council on Homelessness Framework To End Youth**

**Homelessness.** In June 2010, the United States Interagency Council on Homelessness (USICH) released *Opening Doors*, the nation's first comprehensive federal strategic plan to prevent and end homelessness. One of the plan's four key goals is to end homelessness for families, children, and youth by 2020. An amendment to *Opening Doors*, issued in September 2012, outlined more specific steps to address the unique needs of unaccompanied homeless youth and presented a preliminary intervention model based on empirical research involving homeless youth. The intervention model incorporates a risk-and-protective-factors perspective. In February 2013, after the amendment was issued, USICH published the *Framework to End Youth Homelessness*, which expanded on the amendment and provided a clearer understanding of the actions required to prevent and end youth homelessness. A major focus of the framework is on improving the outcomes of homeless youth in four core domains: stable housing, permanent connections, education or employment, and social-emotional well-being.<sup>21</sup>

The framework features two complementary strategies. The first is a data strategy aimed at providing better information about the number and characteristics of youth experiencing homelessness. It includes (1) developing better strategies for point-in-time counts of homeless youth; (2) coordinating federal data systems that collect information on homeless youth and their receipt of services; (3) launching a national study on the prevalence of youth homelessness and

---

<sup>20</sup> NYTD Plus, an enhanced version of the outcome survey that a number of states are using, includes additional questions about housing and homelessness. The brief version of NYTD Plus includes 6 housing and homelessness questions, whereas the full version includes 12 (Dworsky and Crayton, 2009). (See [http://www.chapinhall.org/sites/default/files/NYTD\\_Guidebook\\_032010.pdf](http://www.chapinhall.org/sites/default/files/NYTD_Guidebook_032010.pdf).)

<sup>21</sup> *Homeless youth* was defined as youth experiencing homelessness up to age 24 who are unaccompanied by a parent, guardian, or spouse, including youth with their own children.

the characteristics and needs of homeless youth; and (4) using the national study methodology to provide periodic estimates of youth homelessness and to monitor changes in the needs and characteristics of the population over time.

The second is a capacity strategy aimed at enabling federal, state, and local systems to end youth homelessness. It includes (1) disseminating a preliminary, research-informed intervention model for service delivery; (2) identifying and developing screening and assessment tools and effective interventions to improve youth outcomes; (3) improving service capacity for homeless youth and subpopulations; and (4) implementing service strategies and evaluating those strategies.

The framework also recognizes the importance of evaluation. It calls for establishing an evidence base of best practices for serving homeless youth through a combination of rigorous impact and mixed-methods process studies.

**Administration for Children and Families Planning Grants.** In June 2013, ACF issued a funding opportunity announcement to fund Phase I planning grants to develop intervention models for youth who are or were in foster care and are most at risk of homelessness or unstable housing during the transition to adulthood. The two-year planning grants were awarded to 18 grantees, representing a mix of state, local, and private agencies. Grantees must focus their intervention plans on three target populations: (1) 14- to 17-year-olds in foster care who were at least age 14 when they entered care; (2) youth aging out of foster care; and (3) currently homeless youth up to age 21 who had been in foster care. Grantees also must use the USICH Framework to End Youth Homelessness in developing their intervention models. In addition to complying with other requirements of the framework, grantees must focus on improving outcomes in the areas of stable housing, permanent connections, education or employment, and social-emotional well-being. In addition to funding the development of an intervention model, the planning grants present an opportunity to review the array of state and federally funded services that are currently provided to youth in foster care and to consider how those services might be modified or realigned to better support those at greatest risk of homelessness. Future appropriations permitting, grantees will have an opportunity to apply for separate, Phase II implementation grants to implement and evaluate the intervention model. Phase II grants will likely be rigorously evaluated.

**Chafee Evaluation 2.0.** FCIA, which amended Title IV-E to create Chafee, requires that some of the Chafee funding be set aside for the rigorous evaluation of independent living programs that are “innovative or of potential national significance.” In 2003, ACF contracted with The Urban Institute and its partners, Chapin Hall at the University of Chicago and the National Opinion Research Center, to conduct the Multi-Site Evaluation of Foster Youth Programs, as mandated by the legislation. The evaluation team identified four programs that could be evaluated using a randomized control design: (1) an employment services program in Kern County, California; (2) a one-on-one individualized life-skills program in Massachusetts; (3) a tutoring/mentoring program in Los Angeles County, California; and (4) a classroom-based life-skills training program in Los Angeles County, California. No housing programs were ultimately selected because they served too few youth to permit random assignment (that is, sample sizes would have been too small to detect differences between groups).

The Multi-Site Evaluation was completed in 2011. Nearly a decade and a half after Chafee was created, it is still the only rigorous evaluation of independent living programs for youth transitioning out of foster care. ACF has contracted with The Urban Institute and its partner,

Chapin Hall at the University of Chicago to help plan for “next generation” evaluation activities, referred to as “Chafee 2.0.” Planning activities are still ongoing and programs have not yet been selected for evaluation.

### V. CONCLUSION

For many young people who age out of foster care, the transition to adulthood can be abrupt. At age 18 or 21, these young adults must secure suitable housing—in most cases, with little or no support from either their family or the state. As a result, many youth who age out of foster care find themselves homeless or precariously housed. Across a handful of small, regional studies, researchers estimated that between 11 and 37 percent of youth who age out have experienced homelessness. Youth are even more likely to experience precarious housing arrangements. Without stable housing, youth are at greater risk of poor educational, employment, physical health, and mental health outcomes. Importantly, the NYTD outcomes survey, which is following former foster youth as they age from 17 to 19 and to 21, is expected to enhance understanding of the achievements and housing instability among this population on a large, national scale.

Current research on the outcomes of youth aging out of foster care points to a real need for policy and programs to assist them in maintaining housing and preparing for self-sufficiency. FUP is one resource, but it is a small program, and less than one-half of FUP providers serve youth. Other local programs exist—this survey identified 58 around the nation—which are often supported by a few federal funding streams in combination with state, local, and private funds. Research on the effectiveness of these homelessness-prevention programs for former foster youth is very limited, however. An important next step for policymakers and program staff is to support and conduct rigorous evaluations that will provide an evidence base from which to identify effective programs and program elements.

### REFERENCES

- Arnett, Jeffrey J. “Emerging Adulthood. 2000. A Theory of Development from the Late Teens through the Twenties,” *American Psychology* 55 (May) (5): 469–480.
- Batsche, Catherine J., and Steven Reader. 2012. “Using GIS to Enhance Programs Serving Emancipated Youth Leaving Foster Care,” *Evaluation and Program Planning* 35 (1): 25–33.
- Berlin, Gordon L., Frank F. Furstenberg, Jr., and Mary C. Waters. 2010. “Introducing the Issue.” *The Future of Children* 20 (1) (Spring): 3–18.
- Brandford, C., and D. English. 2004. *Foster Youth Transition to Independence Study*. Seattle, WA: Office of Children’s Administration Research, Washington State Department of Social and Health Services.
- Brown, S., and D. Wilderson. 2010. “Homelessness Prevention for Former Foster Youth: Utilization of Transitional Housing Programs,” *Children and Youth Services Review* 32 (October) (10): 1464–1472.
- Burgard, Sarah, Kristin Seefeldt, and Sarah W. Zelner. 2012. *Housing Instability and Health: Findings from the Michigan Recession and Recovery Study*. PSC Research Report No. 12-749.
- Burley, Mason. 2010. *High school graduation and dropout trends for Washington State foster youth (2005–2009)*. Document No. 10-10-3901. Olympia, WA: Washington State Institute for Public Policy,
- . 2009. *Graduation and Dropout Outcomes for Children in State Care (2005–2008)*. Document No. 09-11-3901. Olympia, WA: Washington State Institute for Public Policy.
- Burley, Mason, and Mina Halpern. 2001. *Educational Attainment of Foster Youth: Achievement and Graduation Outcomes for Children in State Care*. Document No. 01-11-3901. Olympia, WA: Washington State Institute for Public Policy.
- Casey Family Programs. 2011. *Employment Programs and Life Opportunities for Youth (EmPLOY): Findings from a Two-Year National Project*. Seattle, WA: Casey Family Programs.
- Center for Public Policy Priorities. 2001. *Texas Foster Care Transitions Project*. <http://library.cppp.org/files/4/all%20grown%20up.pdf>.
- Collins, Mary Elizabeth, and Marah Curtis. 2011. “Conceptualizing Housing Careers for Vulnerable Youth: Implications for Research and Policy,” *American Journal of Orthopsychology* 81 (3): 390–400.
- Collins, M.E., R. Paris, and R. Ward. 2008. “The Permanence of Family Ties: Implications for Youth Transitioning from Foster Care,” *American Journal of Orthopsychiatry* 78 (1): 54–62.

- Collins, Mary Elizabeth, Renee Spencer, and Rolanda Ward. 2010. "Supporting Youth in the Transition from Foster Care: Formal and Informal Connections." *Child Welfare* 89 (1): 125–143.
- Cook, R., E. Fleishman, and V. Grimes. 1991. *A National Evaluation of Title IV-E Foster Care Independent Living Programs for Youth, Phase 2*. (Final Report for Contract No. 105-87-1608). Rockville, MD: Westat, Inc.
- Corcoran, Mary E., and Ajay Chaudry. 1997. "The Dynamics of Childhood Poverty." *The Future of Children* 7 (2): 40–54.
- Courtney, M.E., J.A. Lee, and A. Perez. 2011. "Receipt of Help Acquiring Life Skills and Predictors of Help Receipt Among Current and Former Foster Youth," *Children and Youth Services Review* 33 (12): 2442–2451.
- Courtney, Mark E., and Richard P. Barth. 1996. "Pathways of Older Adolescents Out of Foster Care: Implications for Independent Living Services," *Social Work* 41 (1): 75–83.
- Courtney, Mark E., and Amy Dworsky. 2006. "Early Outcomes for Young Adults Transitioning from Out-of-Home Care in the U.S.A." *Child and Family Social Work* (11): 209–219.
- Courtney, Mark E., Amy Dworsky, Adam Brown, Colleen Cary, Kara Love, and Vanessa Vorhies. 2011a. *Midwest Evaluation of the Adult Functioning of Former Foster Youth: Outcomes at Age 26*. Chicago, IL: Chapin Hall Center for Children at the University of Chicago.
- Courtney, Mark E., Amy Dworsky, Gretchen R. Cusick, Judy Havlicek, Alfred Perez, and Thomas Keller. 2007. *Midwest Evaluation of the Adult Functioning of Former Foster Youth: Outcomes at Age 21*. Chicago: Chapin Hall Center for Children at the University of Chicago.
- Courtney, Mark, Amy Dworsky, JoAnn S. Lee, and Melissa Rapp. 2010. *Midwest Evaluation of the Adult Functioning of Former Foster Youth: Outcomes at Age 23 and 24*. Chicago, IL: Chapin Hall at the University of Chicago.
- Courtney, Mark E., Amy Dworsky, Gretchen R. Ruth, Thomas Keller, Judy Havlicek, and Noel Bost. 2005. *Midwest Evaluation of the Adult Functioning of Former Foster Youth: Outcomes at Age 19*. Chicago: Chapin Hall Center for Children at the University of Chicago.
- Courtney, Mark E., and Darcy Hughes Heuring. 2005. "The transition to adulthood for youth "aging out" of the foster care system." In *On Your Own Without a Net: The Transition to Adulthood for Vulnerable Populations*, edited by D. Wayne Osgood, E. Michael Foster, Constance Flanagan, and Gretchen R. Ruth. Chicago: University of Chicago Press: 27–68.
- Courtney, Mark E., Irving Piliavin, Andrew Grogan-Kaylor, and Ande Nesmith. 2001. Foster Youth Transitions to Adulthood: A Longitudinal View of Youth Leaving Care," *Child Welfare* 80 (6): 685–717.

- Courtney, Mark E., Melissa Roderick, Cheryl Smithgall, Robert Matthew Gladden, and Jenny Nagaoka. 2004. *Issue Brief: The Educational Status of Foster Children*. Chicago: Chapin Hall Center for Children at the University of Chicago.
- Courtney, Mark, Andrew Zinn, Robin Koralek, Roseana Bess, Matthew Stagner, Michael Pergamit, and Heidi Johnson. 2011b. "Evaluation of the Independent Living—Employment Services Program, Kern County, California: Final Report. OPRE Report # 201113." Washington, DC: U.S. Department of Health and Human Services, Administration for Children and Families, Office of Planning, Research and Evaluation.
- Cusick, G.R., and Mark E. Courtney. 2007. *How Do Youth Aging Out of Care Compare with Their Peers?* Chicago, IL: Chapin Hall at the University of Chicago.
- D'Andrade, Amy C. 2005. "Placement Stability in Foster Care." In *Child Welfare for the Twenty-first Century: A Handbook of Practices, Policies, and Programs*, edited by Gerald P. Mallon and Peg McCartt Hess. New York, NY: Columbia University Press.
- Davis, R.J. 2006. *College Access, Financial Aid and College Success for Undergraduates from Foster Care*. Washington, DC: National Association of Student Financial Aid Administrators.
- Day, Angelique, Amy Dworsky, Kieran Fogarty and Amy Damashek. 2011. "An Examination of Post-Secondary Retention and Graduation Among Foster Care Youth Enrolled in a Four-Year University," *Children and Youth Services Review* 33 (11): 2335.
- DeWoody M., K. Ceja, and M. Sylvester. 1993. *Independent Living Services for Youths in Out-of-home Care*. Washington, DC: Child Welfare League of America.
- Dion, M. Robin, Rebecca Kleinman, Jackie Kauff, and Amy Dworsky. Forthcoming. *The Family Unification Program (FUP): A Housing Resource for Youth Aging out of Foster Care*. Washington, DC: Mathematica Policy Research.
- Donkoh, Charles, Kristen Underhill, Paul Montgomery. 2006. "Independent Living Programmes for Improving Outcomes for Young People Leaving the Care System," *Campbell Systematic Reviews* 2 (8).
- Duncan, Greg J., and Jeanne Brooks-Gunn. 1997. *Consequences of Growing up Poor*. New York: Russell Sage Foundation.
- Dworsky, A., and M.E. Courtney. 2010. "The Risk of Teenage Pregnancy among Transitioning Foster Youth: Implications for Extending State Care beyond Age 18," *Children and Youth Services Review* 32 (10): 1351–1356.
- Dworsky, Amy. Forthcoming. *Evaluating Housing Programs for Youth Who Age Out of Foster Care*. Washington, DC: Mathematica Policy Research.
- . 2005. "The Economic Self Sufficiency of Wisconsin's Former Foster Youth," *Children and Youth Services Review* 27: 1085–1118.



- Dworsky, Amy, and Mark Courtney. 2009. "Homelessness and the Transition from Foster Care to Adulthood among 19 year old Former Foster Youth." *Child Welfare* 88 (4): 23–56.
- Dworsky, Amy, and Christina Crayton. 2009. *National Youth in Transition Database: Instructional Guidebook and Architectural Blueprint*. Washington, DC: American Public Human Services Administration.
- Dworsky, Amy, Keri-Nicole Dillman, M. Robin Dion, Brandon Coffee-Borden, and Miriam Rosenau. 2012. *Housing for Youth Aging Out of Foster Care: A Review of the Literature and Program Typology*. Washington, DC: Mathematica Policy Research.
- Dworsky, Amy, and Judy Havlicek. 2010. *Experiences of Foster Youth in an Employment Training and Job Placement Program*. Chicago, IL: Chapin Hall at the University of Chicago.
- Dworsky, Amy, and Alfred Perez. 2010. "Helping Former Foster Youth Graduate from College through Campus Support Programs," *Children and Youth Services Review* 32 (2): 255–263.
- Dworsky, Amy, Catherine Roller White, Kirk O'Brien, Peter Pecora, Mark Courtney, Ronald Kessler, Nancy Sampson, and Irving Hwang. 2010. "Racial and Ethnic Differences in the Outcomes of Former Foster Youth," *Children and Youth Services Review* 32 (6): 902–912.
- Fanshel, David. 1992. "Foster Care as a Two-tier System," *Children and Youth Services Review* 14: 49–60.
- Fowler, P.J., P.A. Toro, C.J. Tompsett, and K. Hobden. 2006. "Youth Aging Out of Foster Care in Southeast Michigan: A Follow-up Study." Paper presented to the Michigan Department of Human Services, Wayne State University, Detroit, MI.
- Fowler, Patrick. J., Paul A. Toro, and Bart W. Miles. 2009. "Pathways to and From Homelessness and Associated Psychosocial Outcomes Among Adolescents Leaving the Foster Care System," *American Journal of Public Health* 99 (8): 1453–1458.
- Goerge, Robert M., Lucy Bilaver, Bong Joo Lee, Barbara Needell, Alan Brookhard, and William Jackman. 2002. *Employment Outcomes for Youth Aging Out of Foster Care Final Report*, Chicago, IL: University of Chicago Chaplin Center for Children.
- Gotbaum, B. 2005. *Children Raising Children: City Fails to Adequately Assist Pregnant and Parenting Youth in Foster Care*. New York: Public Advocate for the City of New York.
- Granovetter, M.S. 1995. *Getting a Job: A Study of Contacts & Careers*, 2nd ed. Chicago: The University of Chicago Press.
- Halley, M., and A. English. 2008. *Health Care for Homeless Youth: Policy Options for Improving Access*. San Francisco, CA: Center for Adolescent Health & the Law and the Public Policy Analysis and Education Center for Middle Childhood, Adolescent and Young Adult Health at the University of California San Francisco.

- Heath, Catherine. 2013. "Federal Services and Support to Youth/Young Adults in Transition from Foster Care." Children's Bureau. Presentation at the *Housing Supports for Youth Aging out of Foster Care* forum, Washington, DC, November 12.
- Hines, A.M., J. Merdinger, and P. Wyatt. 2005, "Former Foster Youth Attending College: Resilience and the Transition to Young Adulthood," *American Journal of Orthopsychiatry* 75 (3): 381–394.
- Hyde, J., and N. Kammerer. 2009. "Adolescents' Perspective on Placement Moves and Congregate Settings: Complex and Cumulative Instabilities in Out-of-home Care," *Children and Youth Services Review* 31: 265–273.
- Johnson, G., K. Natalier, P. Mendes, M. Liddiard, S. Thoresen, A. Hollows, and N. Bailey. 2010. *Pathways from Out-of-home Care*. AHURI Final Report No.147. Melbourne, Australia: Australian Housing and Urban Research Institute.
- Keller, T.E., A. Salazar, and M.E. Courtney. 2010. "Prevalence and Timing of Diagnosable Mental Health, Alcohol, and Substance Use Problems among Older Adolescents in Child Welfare Systems," *Children and Youth Services Review* 32: 626–634.
- Kushel, M.B., I.H. Yen, L. Gee, M.E. Courtney. 2007. "Homelessness and Health Care Access after Emancipation: Results for the Midwest Evaluation of Adult Functioning of Former Foster Youth," *Archives of Pediatric Adolescent Medicine* 161 (October) (10): 986–993.
- Lin, Nan. 1999. "Social Networks And Status Attainment," *Annual Review of Sociology* 25 (1): 467–487.
- Macomber, J., S. Cuccaro Alamin, D. Duncan, M. McDaniel, T. Vericker, M. Pergamit, B. Needell, H. Kum, J. Stewart, C. Lee, and R. Barth. 2008. *Coming of Age: Empirical Outcomes for Youth who Age Out of Foster Care in their Middle Twenties*. Washington, DC: U.S. Department of Health and Human Services.
- Mech, E. 2003. *Uncertain Futures: Foster Youth in Transition to Adulthood*. Washington, DC: Child Welfare League of America.
- Needell, B., S. Cuccaro-Alamin, A. Brookhart, W. Jackman, and A. Shlonsky. 2002. *Youth Emancipating from Foster Care in California: Findings using Linked Administrative Data*. Berkeley, CA: Center for Social Services Research, University of California, Berkeley.
- Osgood, D.W., E.M. Foster, and M.E. Courtney. 2010, "Vulnerable Populations and the Transition to Adulthood," *The Future of Children* 20 (1): 209–229.
- Pecora, P., R. Kessler, J. Williams, K. O'Brien, A.C. Downs, D. English, J. White, E. Hiripi, C. White, T. Wiggins, and K. Holmes. 2005. *Improving Family Foster Care: Findings from the Northwest Foster Care Alumni Study*. Seattle, WA: Casey Family Programs.
- Pecora, P., J. Williams, R. Kessler, A.C. Downs, K. O'Brien, E. Hiripi, and S. Morello. 2003. *Assessing the Effects of Foster Care: Early Results from the Casey National Alumni Study*. Seattle, WA: Casey Family Programs.

- Reilly, Thom. 2003. "Transition from Care: Status and Outcomes of Youth Who Age Out of Foster Care," *Child Welfare* 82 (6): 727–746.
- Samuels, Paul N., and Debbie A. Mukamal. 2004. *After Prison: Roadblocks to Reentry: A Report on State Legal Barriers Facing People with Criminal Records*. New York: Legal Action Center.
- Settersten, Richard A. Jr., and Barbara Ray. 2010. "What's Going on with Young People Today? The Long and Twisting Path to Adulthood," *The Future of Children* 20 (1): 19–41.
- Shinn, M., and B.C. Weitzman. 1996. "Homeless Families are Different." In *Homelessness in America*, edited by J. Baumohl. Phoenix, AZ: Oryx Press.
- Singer, A. 2006. *Assessing Outcomes of Youth Transitioning from Foster Care*. Salt Lake City, UT: Department of Human Services.
- Smith, Carrie, and Wynette Devore. 2004. "African American Children in the Child Welfare and Kinship System: From Exclusion to Over Inclusion," *Children and Youth Services Review* 26 (5): 427–446.
- Smithgall, Cheryl, Robert Matthew Gladden, Eboni Howard, Robert Goerge, and Mark Courtney. 2004. *Educational Experiences of Children in Out-of-Home Care*. Chicago: Chapin Hall Center for Children at the University of Chicago.
- Sommer, Heidi, Lynn Wu, and Jane Mauldon. 2009. *California Connected by 25: Efforts to Address the Housing Needs of Transitioning Foster Youth*. Berkeley, CA: CC251 Systems Change Assessment Team.
- Turner, Margery A., Stephen Ross, George C. Galster, and John Yinger. 2002. Discrimination in Metropolitan Housing Markets: National Results from Phase 1 of the Housing Discrimination Study (HDS). Working papers 2002-16. Storrs, CT: University of Connecticut, Department of Economics.
- U.S. Department of Health and Human Services, Administration for Children and Families (HHS ACF). 2010. *AFCARS Report: Preliminary FY 2009 Estimates as of November 2010*. Washington, DC: U.S. Department of Health and Human Services, Administration for Children and Families.
- . 2011. *AFCARS Report: Preliminary FY 2010 Estimates as of November 2011*. Washington, DC: U.S. Department of Health and Human Services, Administration for Children and Families.
- . 2013. *AFCARS Report: Preliminary FY 2012 Estimates as of November 2013*. Washington, DC: U.S. Department of Health and Human Services, Administration for Children and Families.
- . 2010. *Guidance on Fostering Connections to Success and Increasing Adoptions Act of 2008*. Log No. ACYF-CB-PI-10-11. Washington, DC: U.S. Department of Health and Human Services, Administration for Children and Families.

- U.S. Department of Health and Human Services (HHS), Children’s Bureau. 2012. *Highlights from State Reports to the National Youth in Transition Database, Federal Fiscal Year 2011*. National Youth in Transition Database, Data Brief #1. Washington, DC: U.S. Department of Health and Human Services, Children’s Bureau.
- U.S. Department of Health and Human Services, Health Resources and Services Administration (HHS HRSA). 2001. *Program Assistance Letter: Understanding the Health Care Needs of Homeless Youth*. Washington, DC: U.S. Department of Health and Human Services.
- U.S. Department of Housing and Urban Development (HUD). 2014. “Family Unification Program Baselines.” Available at <http://portal.hud.gov/hudportal/documents/huddoc?id=FUPBaselines011314.pdf>.
- U.S. Department of Labor, Bureau of Labor Statistics (BLS). 2011. *The Employment Situation—December 2011*. News Release Number USDL-12-0012. Washington, DC: U.S. Department of Labor, Bureau of Labor Statistics.
- U.S. Government Accountability Office (GAO). 2007a. *African American Children in Foster Care: Additional HHS Assistance Needed to Help States Reduce the Proportion in Care*. Report Number GAO-07-816. Washington, DC: GAO.
- . 2007b. *HHS Actions Would Help States Prepare Youth in the Foster Care for Independent Living*. Report no. GAO-07-1097T. Washington, DC: GAO.
- . 2004. *HHS Actions Could Improve Coordination of Services and Monitoring of States’ Independent Living Programs*. Report no. GAO-05-25. Washington, DC: GAO.
- . 1999. *Foster care: effectiveness of independent living services unknown*. Report no. HEHS-00-13. Washington, DC: GAO.
- U.S. Government Printing Office (GPO). 2008. “Department of Health and Human Services, Administration for Children and Families, 45 CFR Part 1356, RIN 0970–AC21, Chafee National Youth in Transition Database.” *Federal Register* 73 (38): 10338–10378. Available at <http://www.gpo.gov/fdsys/pkg/FR-2008-02-26/pdf/E8-3050.pdf> (accessed January 9, 2014).
- Vaughn, Michael G., Marcia T. Ollie, J. Curtis McMillen, Lionel D. Scott, and Michelle R. Munson. 2007. “Substance Use and Abuse among Older Youth in Foster Care,” *Addictive Behaviors* 32: 1929–1935.
- Wade, J., and J. Dixon. 2006. “Making a Home, Finding a Job: Investigating Early Housing and Employment Outcomes for Young People Leaving Care,” *Child and Family Social Work* 11: 199–208.
- Whitbeck, L., D. Hoyt, K. Yoder, A. Cauce, and M. Paradise. 2001. “Deviant Behavior and Victimization among Homeless and Runaway Adolescents,” *Journal of Interpersonal Violence* 16: 1175–1204.

- Wight, Vanessa R., Michelle Chau, Yumiko Aratani, Susan Wile Schwarz, and Kalyani Thampi. 2010. *A Profile of Disconnected Young Adults in 2010*. New York: Columbia University, Mailman School of Public Health, National Center for Children in Poverty.
- Wolanin, T.R. 2005. *Higher Education Opportunities for Foster Youth: A Primer for Policymakers*. Washington, DC: Institute for Higher Education Policy.
- Wulczyn, F., K.B. Hislop, and R.M. Goerge. 2001. *Foster Care Dynamics 1983–1998*. Chicago, IL: Chapin Hall Center for Children.
- Wulczyn Fred H. 2009. “Foster Youth in Context.” In *Achieving Permanence for Older Children and Youth in Foster Care*, edited by Kerman Benjamin, Madelyn Freundlich, and Anthony N.Maluccio. New York: Columbia University Press: 13–31.

**APPENDIX A**  
**STUDY METHODOLOGY**

This appendix details the methodology employed to conduct the literature review and housing program inventory, the surveys of Family Unification Program (FUP) providers, and the site visits to communities serving youth with FUP vouchers. In particular, this chapter focuses on the method used to identify data sources, survey respondents, and sites to visit; survey response rates; topics explored through the surveys or site visits; and procedures for analyzing survey and site-visit data.

### Literature Review and Housing Program Inventory

The literature review sought to document the prevalence of homelessness and housing instability among youth who age out of foster care, barriers to their housing stability, and federal policies and funding streams that are available to help these youth during their transition to adulthood. The purpose of compiling a housing program inventory through an environmental scan was to get a sense of how communities around the nation are using those policies and funding tools, in conjunction with others, to address the housing needs of youth aging out of foster care.

**Data sources.** To identify relevant sources for both the literature review and housing program inventory, researchers reviewed the following.

- Information on the websites of leading housing and child welfare advocacy organizations, including the Corporation for Supportive Housing, National Alliance to End Homelessness, National Center for Housing and Child Welfare, and California’s Evidence-based Clearinghouse for Child Welfare.
- Articles published in peer-reviewed journals (for example, *Child Welfare*, *Children and Youth Services Review*, *The Prevention Researcher*).
- Relevant conference proceedings (for example, Common Ground’s conferences on ending homelessness after foster care).
- Web pages devoted to identified housing programs, when available.

Because the literature review and housing program inventory relied only on readily available published material, the environmental scan could not obtain complete information about each of the programs. In some cases, the information was not reported or documented; in others, it appeared to be outdated, or different sources provided contradictory information. Profiles of the programs, therefore, focused on the characteristics for which information was the most consistently available across programs.

**Considerations for inclusion and exclusion in the housing program inventory.** The environmental scan began by casting a wide net. It included programs that serve former foster youth exclusively and ones that also serve other populations (such as homeless youth or youth exiting from the juvenile justice system). The scan also included programs that aim to *prevent* foster youth from becoming homeless during the transition to adulthood.

Several types of housing programs were excluded from the scan: programs that serve youth only while they are still in foster care; programs that are no longer in operation; and federal education and job-training programs with a residential component, such as Job Corps or the National Guard Youth Challenge. Although they provide participants with housing while they complete their

training and education, these programs do not focus on housing stability after program completion; in addition, they have been the subjects of other studies. Finally, we excluded FUPs from the scan because FUP was the focus of other research activities.

### Survey of FUP Providers

**Survey instruments.** The survey of FUP providers was conducted to understand the extent to which and how communities use FUP vouchers to provide housing and supportive services for youth aging out of foster care. The survey included the universe of public housing agencies (PHAs) and, for those PHAs that serve youth, their partner public child welfare agencies (PCWAs).

The PHA survey instrument consisted of screening questions for all respondents to answer followed by three modules: one for respondents who indicated in the screener that they served a FUP-eligible youth in the past 18 months; another for respondents who indicated they served youth in the past; and still another for those who have never served youth. The PCWA instrument also included a screener but did not direct different types of respondents to different sets of questions. The PCWA screener asked PCWAs that partner with more than one PHA (for example, state-level PCWAs) to complete the survey focusing on the PHA to which they have been referring the most youth.

Across both surveys, questions included, but were not limited to, the following topics.

- **FUP voucher allocation**—how many PHAs were allocating FUP vouchers to youth; reasons for serving or not serving youth; the percentage of total FUP vouchers in use by youth; and, among communities not awarding vouchers to youth, the likelihood of doing so in the future.
- **Program entry**—how foster youth are identified as candidates for FUP; how the referral, application, and voucher briefing processes work; the ways in which PHAs and PCWAs help youth obtain rental housing; and the frequency with which youth issued a voucher successfully obtain housing and remain in the program for the full 18 months.
- **Program partnerships**—the nature of PHA-PCWA partnerships, including any challenges resulting from partnerships, and the degree to which and how partners communicate and hold cross-trainings.
- **Supportive services**—the degree to which PCWAs or their subcontractors provide supportive services to youth, including services offered before, during, and at the end of their 18-month housing assistance period; and the extent to which and how PCWAs or their subcontractors communicate with youth.
- **Perspectives on policies and local factors**—PHA and PCWA opinions on the 18-month time limit and service requirement for youth; and challenges to administering FUP.

The surveys were designed to be self-administered via the Internet and take about 30 minutes to complete. At a respondent's request, trained interviewers administered the survey by telephone or mailed respondents a hard copy of the survey. A pretest of the survey was followed by



debriefing interviews with select pretest respondents, to identify areas of potential confusion or survey error, adjust the length of the survey, improve the flow and sequencing of the questions, and clarify instructions.

**Sampling frame.** The sampling frame for the PHA survey consisted of 249 unique PHAs that HUD indicated actively operate FUP. The executive director of each PHA was designated as the survey respondent for the initial dissemination.<sup>1</sup> The initial recipient could designate an alternate respondent and was encouraged to seek input from partner organizations, if appropriate.

The PCWA sampling frame was derived from PHA responses. Each PHA respondent who indicated their agency had awarded an eligible youth a FUP voucher in the past 18 months was asked to identify their partner PCWA and contact person at the partnering agency. The resultant list of partner PCWAs and contacts became the sample for the PCWA survey. PHA respondents identified a total of 92 partner PCWAs, nine of these by more than one PHA. Because each PCWA was asked to complete the survey only once, the research team coded these cases as duplicates prior to survey administration. The PCWA sampling frame was therefore totaled (92 identified – 9 duplicates = 83 unique PCWAs).

**Survey administration.** The PHA surveys began in September 2012. The PCWA survey was administered in two waves, the first wave for PCWA contacts of PHAs that responded to the survey relatively early, and the second for the remainder of PCWA contacts. The field period for each survey wave was eight weeks long and began with a prenotification e-mail alerting recipients to the upcoming survey invitation and encouraging their participation. Mathematica—in conjunction with HUD and HUD’s liaison at the Administration for Children and Families at the U.S. Department of Health and Human Services—took several steps to reach out to nonrespondents, including searching on line for alternate contacts and weekly followup via e-mail, mail, or telephone.

**Survey response rates.** Screener questions determined that 14 PHAs included in the initial sample frame of 249 were ineligible for the survey because they did not operate FUP. Among the 235 eligible PHAs in the sample frame, 211 yielded usable data for analysis, including one mostly completed record (table A.1). The overall response rate for the PHA survey was 89.8 percent (211/235 eligible PHAs), based on the American Association of Public Opinion Research 2 (AAPOR2) method.<sup>2</sup>

---

<sup>1</sup> Four PHA executive directors oversaw two agencies; these four respondents were asked to complete the survey twice—once on behalf of each PHA for which they served as executive director.

<sup>2</sup> AAPOR2 = (Completed Interviews + Usable Partial)/(Total Eligible Sample); for the PHA survey, AAPOR2 = (210+1)/235=89.8 percent.

One of the 83 PCWAs in the sample frame was deemed ineligible for the survey because it was a homeless shelter and not a PCWA. Among the 82 eligible PCWAs in the sample frame, 73 yielded usable data for analysis, including two mostly completed records (table A.1). The overall response rate for the PCWA survey was 89.0 percent (73/82 eligible PCWAs).<sup>3</sup>

**Table A.1. Response Outcomes for Survey Sample**

	Number of PHAs	Number of PCWAs
<b>Total PHA respondents</b>	<b>211</b>	<b>-</b>
Currently serve youth with FUP	91	-
Served youth with FUP in the past	6	-
Never served youth with FUP	98	-
Do not currently serve youth but did not indicate whether they served youth in the past	16	-
<b>Total PCWA respondents</b>	<b>-</b>	<b>73</b>
PHA partner currently serves youth with FUP	-	70
PHA partner does not currently serve youth	-	3
<b>Total ineligible</b>	<b>14</b>	<b>1</b>
Not operating FUP <sup>a</sup>	14	-
Not a PCWA	-	1
<b>Total nonrespondents</b>	<b>24</b>	<b>9</b>
Did not complete majority of survey	6	2
Refused to participate	1	0
Were unable to contact	17	7
<b>Total sample</b>	<b>249</b>	<b>83</b>

<sup>a</sup> Responses to the screener questions at the beginning of the PHA survey suggested that 14 of the 249 PHAs were ineligible for the survey because they did not operate FUP; however, HUD subsequently determined that at least 7 of these PHAs were, in fact, operating FUP.

**Survey data preparation.** The research team performed initial data checks while the surveys were being fielded to ensure that skip patterns were formatted properly and that a reasonable distribution of responses had been collected. No changes to the survey tool were necessary, based on the checks. At the conclusion of the survey administration, researchers reviewed one-way frequencies for inconsistencies and out-of-range responses. Two types of data inconsistencies were found and corrected. First, the survey data were cleaned to represent “logical skips” as a missing response (that is, the respondent was not presented with the question and, therefore, has no response) and to distinguish logical skips from item nonresponse (that is, responses that are missing because the respondent was presented with the question but did not answer it). Second, inconsistencies were corrected in items with an open-ended response option. If respondents wrote in their own answer but did not mark the “Other” option indicating they would be doing so, the Other option was effectively marked for them to force consistency in the response.

<sup>3</sup> For the PCWA survey, AAPOR2 = (71+2)/82=89.0 percent.

**Identifying records for analysis.** Analysis of PHA responses were based on the 195 PHAs that either currently serve youth (n=91), served youth in the past (n=6), or never served youth (n=98). Analyses of PCWA responses were based on the 70 PCWA respondents whose PHA partner serves youth.<sup>4</sup>

To examine responses at the community level, youth-serving PHAs were matched with their PCWA partners, based on the name each provided for the PHA.<sup>5</sup> A clear match ensures comparability of PHA and PCWA responses to similar questions. Of the 70 PCWA records, 58 could be definitively matched to a PHA partner in the analysis sample and are the basis of PHA–PCWA analyses included in this report. Of the 12 records that were excluded, 5 PCWAs clearly did not complete the survey on behalf of a PHA that identified them as a partner; 6 PCWAs could not be definitively matched to a PHA based on the PHA name each provided; and one PCWA matched to a PHA that was dropped from the analysis because the PHA did not sufficiently complete the survey.

**Calculations and treatment of missing data.** After restricting the sample as described, one-way frequencies were calculated again for all survey items. In some cases, multiway frequencies were calculated to examine the pattern of response across multiple questions. Open-ended responses were reviewed and those that provided a meaningful answer to a question were categorized. Open-ended responses were not, however, back-coded to fill in or change answers to related questions. Data analysis was performed in SAS.

Item nonresponses were excluded from a frequency calculation when the overall nonresponse was minimal; the remainder of item non-responses were included and are reported in the tables in appendix D. Missing responses that were logical because of the survey skip pattern were always excluded from calculations. The compendium of survey results in Appendix D reports the sample size for each item, which demonstrates the extent of item nonresponse.

Data from outside the FUP survey were included for one piece of information. Data collected from a census survey focused on PHA engagement with homeless households supplemented information on the availability of the Housing Choice Voucher program and public housing. This census survey was conducted by Abt Associates Inc. for HUD and fielded to the universe of PHAs just before the administration of the FUP survey. Census survey data were merged with data from the FUP survey to examine responses only for PHAs included in this analysis.

### Site Visits to FUP Communities

During the spring of 2013, the research team visited four communities from among those reporting in the survey that they had served youth in the past 18 months. The goals of the site visits were to (1) attain an in-depth understanding of how communities are using FUP to serve youth, and (2) to identify lessons and promising practices that could be useful to other communities.

---

<sup>4</sup> Three PCWAs indicated on the survey that their PHA partner(s) does not serve youth; these PCWAs were excluded from the analysis.

<sup>5</sup> PHA name is the only unique identifier that is common to both datasets.

**Site selection.** To narrow the pool of potential sites, communities with relatively strong practices for youth were chosen from among communities in which both the PHA and PCWA responded to the survey. Communities in which fewer than 75 percent of referred youth ultimately lease up and in which PHAs had been serving youth for less than 3 years were excluded. The resultant 17 partners were ranked based on the number of youth referrals the PHA reported receiving from the PCWA in an average quarter, and the top four were selected. The top four PHA jurisdictions were Colorado, Massachusetts, Salt Lake County in Utah, and Broward County in Florida. The site visit to Colorado focused on Denver because the state-level PHA contracts with an organization to provide FUP vouchers to youth primarily in the Denver metropolitan area. The visit to Massachusetts focused on the Lowell and Lawrence regions. Although the PHA is a state-level agency, its housing vouchers are administered by one local and eight regional housing agencies; the regional housing agency that covers the Lowell and Lawrence jurisdictions has relatively strong practices for serving youth with FUP and serves relatively more youth compared to the state's other regions.

**Site-visit discussions.** In each community, the visit sought to shed light on questions that emerged from the survey responses, particularly around the process for and decisions involved in referring youth to FUP; whether and why communities set aside vouchers for youth; perspectives on the tradeoff between serving youth and serving families; youth participation in and availability of funding for supportive services; the roles of partners and specific challenges to collaboration; data collection and evaluation; perspectives on the 18-month time limit; and general perspectives on successes and lessons learned administering FUP.

Semistructured protocols guided the onsite discussions. The discussion guides received approval from the University of Chicago Internal Review Board (IRB) prior to use, and site visitors were trained to administer the guides. A two-person team, composed of a senior and a junior researcher, conducted the discussions.

In each community, the team spoke with a range of staff at the PHA, PCWA, and their other partners. At the PHAs, the team met with agency directors, HCV program administrators, eligibility specialists, and caseworkers; at PCWAs, the team met with child welfare directors, foster care and aftercare administrators, and case managers. All four sites partner with at least one other organization to administer FUP, such as public or private agencies that refer youth to FUP and provide them with supportive services, local funders, and one PHA subcontractor that awards vouchers to youth. The teams met with a variety of staff from these other partner organizations, from directors to case managers. Every person interviewed signed a consent form (which was approved by the IRB) to acknowledge his or her consent to participate in the interview.

**Site-visit data analysis.** Following each site visit, the site-visit team met to discuss observations and findings, allowing the research team to begin identifying central, cross-cutting themes and areas requiring more nuanced exploration in the remaining site visits. Also after each site visit, the two-person team recorded information from the visit and any background materials using a standardized template. The writeup template was designed to capture the central programmatic features and findings in a concise and consistent manner. Consistency of information across sites allowed the team to further develop cross-site themes and areas of divergence.

**APPENDIX B**  
**KEY STUDIES OF HOMELESSNESS AND HOUSING INSTABILITY**  
**AMONG FORMER FOSTER YOUTH**

## Housing for Youth Aging Out of Foster Care

**Table B1. Key Studies of Homelessness and Housing Instability Among Former Foster Youth**

Study	Sample	Housing Outcomes
Barth (1990)	<p>Convenience sample of 55 young people in San Francisco Bay/Sacramento area</p> <p>Mean age of 21 years old</p> <p>Had exited foster care between 1 and 10 years before, when they were 16 to 19 1/2 years old</p>	29% had been homeless or had moved at least once a week
Brandford and English (2004)	<p>213 young people from Washington State who had been in foster care for at least a year</p> <p>70% of baseline sample of 302</p> <p>Followup interview 6 to 12 months post emancipation</p>	<p>11% had been homeless (that is, slept in a shelter, in a car, or on the street)</p> <p>25% had couch surfed</p>
Collins, Spencer, and Ward (2010)	<p>96 young people from Massachusetts who turned 18 in 2005 and were at least 18 years old when they exited foster care</p> <p>Age 19 and older at time of data collection</p> <p>15% of the eligible population of 660</p>	37% had ever been homeless since age 18
Cook, Fleishman, and Grimes (1991)	<p>810 young people who aged out of foster care in seven states (AZ, CA, IL, MS, PA, NY, TN) and Washington, D.C. between 1/87 and 6/88</p> <p>49% of baseline sample of 1,644</p> <p>18 to 28 years old</p> <p>Out of care for 2 1/2 to 4 years</p>	25% had been homeless (that is, spent at least one night in a shelter, on the streets, or in a car, or had no place to live so stayed with friends)
Courtney, Dworsky, Brown, Cary, Love, and Vorhies (2011)	<p>Sample of 732 young people from IA, IL and WI who entered care prior to age 16 and were still in care on 17th birthday</p> <p>591 study participants interviewed at age 26</p>	31% had been homeless, (7%), couch surfed (18%), or experienced both (7%) since their last interview (~ 30 months)
Courtney, Piliavin, Grogan-Kaylor, and Nesmith (2001)	<p>113 young people from Wisconsin</p> <p>80% of baseline sample of 141</p> <p>Followup interview 12 to 18 months post discharge</p>	<p>12% had been homeless at least once (that is, spent at least one night on the streets or in a shelter)</p> <p>22% had lived in four or more places</p>
Daining and DePanfilis (2007)	<p>100 young people who exited foster care in Maryland between 10/99 and 9/00 when they were 18 to 21 years old</p> <p>53% of the eligible population of 189</p> <p>19 to 24 years old at time of interview</p> <p>Time since exit ranged from 20 to 37 months, with a mean of 27</p>	28% had ever been homeless since exiting care
Dworsky and Courtney (2009)	<p>Sample of 732 young people from IA, IL and WI who entered care prior to age 16 and were still in care on 17th birthday</p> <p>321 study participants who had exited foster care by age 19</p>	<p>14% had been homeless for at least one night</p> <p>60% of first homeless periods began within six months of exiting</p> <p>26% of the never-homeless had moved at least three times</p>
Dworsky and Courtney (2010) Courtney, Dworsky, Lee, and Rapp (2010)	<p>Sample of 732 young people from IA, IL and WI who entered care prior to age 16 and were still in care on 17th birthday</p> <p>602 study participants interviewed at age 23 or 24</p>	<p>30% had been homeless for at least one night</p> <p>37% had been homeless or 'couch surfed'</p> <p>48% had lived in four or more places post exit</p>

## Housing for Youth Aging Out of Foster Care

Study	Sample	Housing Outcomes
Fowler, Toro, and Miles (2009)	265 young people who aged out of care in the metropolitan Detroit area in 2002 and 2003 Average of 3.6 years since exit 34% of the eligible population of 867	58% had continuously stable housing 12% experienced increasingly stable housing 11% experienced decreasingly stable housing, including homelessness 20% had continuously unstable housing (that is, moving between being homeless and being precariously housed)
Fowler, Toro, Tompsett, and Hobden (2006)	264 young people who aged out of care in the metropolitan Detroit area in 2002 and 2003 Average of 3.6 years since exit 34% of the eligible population of 867	17% had been homeless at least once (that is, spent at least one night on the streets, in an abandoned building, in a car, or in a shelter) 33% had doubled up or couch surfed Average of 4.3 living arrangements since leaving foster care
Pecora, Kessler, Williams, O'Brien, Downs, English, White, Hiripi, White, Wiggins, and Holmes (2005)*	479 foster care alumni from Oregon and Washington State 20 to 33 years old At least 12 months in foster care between 14 and 18 years old 73% of baseline sample of 659 Received foster care services from Casey Family Services or from public child welfare	22% had been homeless for at least one night within a year of exit
Pecora, Williams, Kessler, Downs, O'Brien, Hiripi, and Morello (2003)*	1,087 Casey Family Services foster care alumni from 13 states Received services for at least 12 months between 1966 and 1998 68% of the 1,609 alumni population Had exited foster care at least one year before 20 to 51 years old, with mean age of 30 1/2	22% were homeless for at least one night within a year of exit
Reilly (2003)	100 young people who aged out of foster care in Clark County (Las Vegas), Nevada at age 18 Data collected 6 months to 3 years post discharge	36% had lived on the streets (19%) or in a shelter (18%) 35% had moved at least five times Nearly one-third were discharged from care without a place to live
White, Roller, Gallegos, O'Brien, Weisberg, Pecora, and Medina (2011) <sup>a</sup>	542 foster care alumni (ages 19, 22, and 25 years old) 48% of the 1,135 eligible alumni Received services from Casey Family Services for at least 12 months	20% had been homeless since leaving care Median length of homeless spell was 90 days

<sup>a</sup> Includes foster care alumni who did not age out.

**APPENDIX C**  
**INVENTORY OF SELECTED HOUSING PROGRAMS**  
**FOR YOUTH AGING OUT OF FOSTER CARE**



## Housing for Youth Aging Out of Foster Care

**Table C.1. Inventory of Selected Housing Programs for Youth Aging Out of Foster Care**

Lead Agency or Agencies	Program Name	State	Start Date	Housing Type	Form of Housing Assistance	Funding Source	Required Contribution to Rent or Savings	Delivery of Supportive Services	Onsite Supervision	Participant Tracking	Program Evaluation
New Leaf	Empower Transitional Living Program	AZ	By 2010	Clustered; scattered site	Subsidized unit (C) Monthly rental assistance (S)	Private	R	CM; services	NA	During participation	NA
Abode Services	Project Independence (THP-Plus) <sup>b</sup>	CA	2000	Scattered site	Monthly rental assistance	Both	R-Grad	CM; offsite services	None	During participation and after exit program	NA
Affordable Housing Associates (AHA)	AHA's Madison at 14th Street	CA	2008	Clustered	Subsidized unit	Both	R	Onsite services; referrals	NA	NA	NA
Alameda County Independent Living Skills Program	Independent Living Skills Program Housing Grants for Emancipated Youth	CA	1987	Scattered site	Stipend (up to \$1,000 lifetime)	Public	R	None	None	NA	NA
Aspiranet	Transitional Housing Program for Emancipating Foster Youth (THP-Plus)	CA	NA	Clustered; scattered site; host homes	Subsidized unit (C); Monthly rental assistance (S, H)	Public	S – 50% of income	Onsite services; CM	NA	NA	NA
Beyond Emancipation	Beyond Emancipation (THP-Plus) <sup>a, b</sup>	CA	By 2006	Clustered; host homes	NA (C); stipend (H)	Public	R	Onsite and offsite services; CM; referrals	NA	NA	NA
Bill Wilson Center	Bill Wilson Center Transitional Housing Program (THP-Plus)	CA	NA	Scattered site	NA	Both	None	CM	YES	During participation and at exit	NA
First Place for Youth	My First Place (THP-Plus) <sup>b</sup>	CA	1998	Clustered; scattered site; host homes	Monthly rental assistance (C, S); stipend for "host" (H)	Both	R-Grad	CM; Services	None	During participation and after exit	Ongoing implementation evaluation by P/PV.
Fred Finch Youth Center	Coolidge Court Apartments	CA	1998	Clustered	Subsidized unit	Both	R – 30% of income	Onsite services; CM	YES	During participation	Annual internal consumer satisfaction survey
Hillsides	Youth Moving On Transitional Housing (Pasadena)	CA	2006	Clustered	Subsidized unit	Private	NA	Onsite services	YES	NA	NA
Larkin Street	Larkin Street Extended Aftercare for Supported Emancipation (LEASE) (THP-Plus)	CA	2003	Scattered site	Monthly rental assistance	Public	R – 30% of income	CM; services; referrals	None	During participation	NA

## Housing for Youth Aging Out of Foster Care

Lead Agency or Agencies	Program Name	State	Start Date	Housing Type	Form of Housing Assistance	Funding Source	Required Contribution to Rent or Savings	Delivery of Supportive Services	Onsite Supervision	Participant Tracking	Program Evaluation
Larkin Street	Larkin Street Holloway House	CA	2007	Clustered	Subsidized unit	Public	NA	CM	YES	During participation	NA
Lutheran Social Services of Northern California	LaVerne Adolfo Permanent Supportive Housing Program (THP-Plus)	CA	NA	Scattered site	Monthly rental assistance	Public	R	Onsite services	NA	NA	NA
Orangewood Children's Foundation	Rising Tide Communities (THP-Plus)	CA	1999	Clustered	Subsidized unit	Both	R-Grad; S	Services	NA	During participation	NA
United Friends of the Children	Pathways Transitional Living Program (THP-Plus)	CA	2002	Clustered	Subsidized unit	Private	R – 30% of income	Onsite services	YES	During participation and after exit	NA
Volunteers of America of Greater Sacramento & Northern Nevada	LaVerne Adolfo Transitional Housing Program (THP-Plus)	CA	NA	Clustered	NA	Public	NA	Services	NA	NA	NA
Connecticut Department of Children and Family Services	Connecticut's Community Housing Assistance Program	CT	NA	Scattered site	Monthly rental assistance (up to \$1,314/month)	Public	R	CM; referrals	None	During participation	NA
District of Columbia Child and Family Services Agency	Rapid Housing	DC	NA	Scattered site	Monthly rental assistance	Public	R – 30% of income	CM	None	During participation	NA
Big Bend Community-Based Care	Independence Village	FL	2011 (Planned)	Clustered	Subsidized unit	Both	R	NA	NA	NA	NA
City of Pembroke Pines	Pembroke Pines Transitional Independent Living Program	FL	2007	Clustered	Subsidized unit	Public	R	Onsite supervision; CM	YES	NA	NA
Florida Department of Children and Families	Florida's Road to Independence	FL	2002	Scattered site	Stipend (up to \$1,013/month)	Public	R	None	None	NA	NA
Florida Department of Children and Families	Florida's Transitional Support Services	FL	2002	Scattered site	Stipend	Public	R	Offsite services	No	NA	NA
Henderson Mental Health Center	Wilson Garden's Transitional Living	FL	By 2009	Clustered	Subsidized unit	Both	NA	CM	YES	NA	NA
Intervention Services Incorporated	Village Transitional Living Program	FL	NA	Clustered	Subsidized unit	Both	R	Onsite services; CM	YES	NA	NA
Place of Hope, Inc.	Villages of Hope	FL	2006	Clustered	Subsidized unit	Private	R	Onsite services; CM	YES	NA	NA
Vita Nova, Inc.	Vita Nova of Renaissance Village	FL	2005	Clustered	Subsidized unit	Private	R	Onsite services	NA	NA	NA

## Housing for Youth Aging Out of Foster Care

Lead Agency or Agencies	Program Name	State	Start Date	Housing Type	Form of Housing Assistance	Funding Source	Required Contribution to Rent or Savings	Delivery of Supportive Services	Onsite Supervision	Participant Tracking	Program Evaluation
Iowa Department of Human Services & the Iowa Aftercare Services Network	Iowa Preparation for Adult Living (PAL)	IA	2006	Scattered site	Stipend (up to \$547/month)	Public	R	CM; referrals	None	During participation and at exit; also part of NYTD reporting requirements	Annual outcomes report and semiannual consumer satisfaction survey by Iowa Youth Policy Institute
Iowa Finance Authority	Iowa Aftercare Rent Subsidy Program	IA	NA	Scattered site	Monthly rental assistance	Public	R – 30% of income	None	None	NA	NA
Illinois Department of Children and Family Services	Illinois Youth Housing Assistance Program	IL	By 2000	Scattered site	Monthly rental assistance (up to \$250/month)	Public	R-Grad	Housing advocacy only	None	NA	NA
Interfaith Housing Development Corporation of Chicago Coppin House Social Services Sankofa House	Interfaith Housing Development Corporation of Chicago Permanent Supportive Housing Program	IL	2008	Clustered	Subsidized unit	Both	R – 30% of income (only if employed)	Onsite services; CM; referrals	NA	NA	NA
Rediscovery Inc.	Rediscovery Inc. Group Home	MA	NA	Clustered	NA	Private	NA	Onsite services; CM	YES	During participation	NA
Rediscovery Inc.	Rediscovery Inc. Independent Living Program	MA	NA	Scattered site	NA	Private	NA	CM; offsite services	None	During participation	NA
AIRS (AIDS Interfaith Residential Services)	Restoration Gardens	MD	2010	Clustered	Subsidized unit	Both	R – 30% of income	Onsite services	YES	NA	NA
Life's Missing Link, Inc. RS Eden, Inc.	Lindquist Apartments	MN	2005	Clustered	Subsidized unit	Both	NA	Onsite services; CM; referrals	YES	NA	NA
RS Eden Growing Homes	Seventh Landing	MN	2003	Clustered	Subsidized unit	Both	R – 30% of income	Onsite services; CM; referrals	YES	NA	NA
The Salvation Army	Booth Brown Foyer Housing Permanent Supportive Housing	MN	2003	Clustered	Subsidized unit	Private	R – 30% of income S – 10% income	On-site services; CM; referrals	YES	During participation and at exit	NA
The Salvation Army	Booth Brown Foyer Housing Transitional Living Program	MN	2003	Clustered	Subsidized unit	Private	R – 30% of Income S – 10% of income	Onsite services; CM; referrals	YES	During participation and at exit	NA

## Housing for Youth Aging Out of Foster Care

Lead Agency or Agencies	Program Name	State	Start Date	Housing Type	Form of Housing Assistance	Funding Source	Required Contribution to Rent or Savings	Delivery of Supportive Services	Onsite Supervision	Participant Tracking	Program Evaluation
North Carolina Department of Health and Human Services, Division of Social Services	North Carolina LINKS	NC	NA	Scattered site	Stipend (up to \$1,999 lifetime)	Public	R	CM; referrals	None	Part of NYTD reporting requirements	NA
Nashua Children's Home	Nashua Children's Home Transitional Living Program	NH	2004	Clustered	Subsidized unit	Both	R	Onsite services	NA	NA	NA
New Hampshire Child and Family Services	New Hampshire Transitional Living Program	NH	NA	Clustered	Subsidized unit	Public	R S	CM	NA	NA	NA
New Jersey Housing and Mortgage Finance Agency	New Jersey Youth Supportive Housing Initiative	NJ	2005	Clustered	Subsidized unit	Public	R	Onsite services; CM; referrals	NA	NA	NA
New Mexico Children, Youth and Families Department New Mexico Behavioral Health Collaborative Supportive Housing Coalition of New Mexico ValueOptions New Mexico	Transitions Permanent Supportive Housing	NM	2007	Scattered site	Monthly rental assistance	Public	R – 30% of income	CM; referrals; Transition Services program	None	NA	Unclear if planned evaluation of pilot program was conducted
City of Las Vegas Housing Authority Clark County Department of Family Services	Las Vegas HCV Preference Program	NV	2008	Scattered site	Monthly rental assistance	Public	R – 30% of income	CM	None	During participation	NA
Clark County Social Service Department	Step-Up Program	NV	NA	Scattered site	Stipend (up to \$800 lifetime)	Public	R	Offsite life skills training	None	NA	NA
Edwin Gould Academy	Edwin Gould Residence	NY	2006	Clustered	Subsidized unit	Both	R – 30–40% of Income	Onsite services; CM; Exodus Partnership	YES	During participation	NA
Good Shepherd Services Common Ground	Chelsea Foyer	NY	2004	Clustered	Subsidized unit	Both	S – 30% of Income	Onsite services; CM	YES	During participation and after exit	Internal evaluation <sup>c</sup>
Lantern Organization Community Lantern Corporation	Schafer Hall	NY	2001	Clustered	Subsidized unit	Public	R – 30% of Income	Onsite services; CM; referrals	YES	During participation	NA

## Housing for Youth Aging Out of Foster Care

Lead Agency or Agencies	Program Name	State	Start Date	Housing Type	Form of Housing Assistance	Funding Source	Required Contribution to Rent or Savings	Delivery of Supportive Services	Onsite Supervision	Participant Tracking	Program Evaluation
New York City Department of Health and Mental Hygiene	New York/New York III	NY	2005	Clustered; scattered site	Subsidized unit; monthly rental assistance	Public	R – 30% of income	CM; referrals	YES	During participation and after exit	Internal evaluation by city and state agencies
New York State Office of Children and Family Services	New York City Section 8 Priority Code	NY	NA	Scattered site	Monthly rental assistance	Public	R – 30% of income	None	None	NA	NA
Lighthouse Youth Services	Lighthouse Emancipated Youth Program	OH	NA	Clustered	Subsidized unit	Public	NA	NA	YES	During participation and at exit <sup>2</sup>	NA
Oregon Department of Human Services	Oregon's Chafee Housing Program	OR	NA	Scattered site	Stipend (up to \$600/month or \$6,000 lifetime)	Public	R	NA	None	NA	NA
Rhode Island Council on Residential Programs for Children and Youth	YESS (Young Adults Establishing Self Sufficiency)	RI	2004	Scattered site	Monthly rental assistance	Public	R-Grad	CM; referrals; life-skills training	None	During participation	NA
Foster Youth Life Investment Partners	Foster Youth Life Investment Partners	TX	2004	Scattered site	Monthly rental assistance	Both	R	None	None	NA	NA
Texas Department of Family and Protective Services	Texas AFTERCARE ROOM AND BOARD ASSISTANCE Program	TX	2000	Scattered site	Stipend (up to \$500/month or \$3,000 lifetime)	Public	R-Grad	CM; referrals	None	During participation	NA
Texas Department of Family and Protective Services	Texas Transitional Living Allowance Program	TX	2000	Scattered site	Stipend (up to \$1,000 lifetime)	Public	R	CM; referrals	None	During participation	NA
Washington Department of Commerce Washington Department of Social and Health Services	Washington State Independent Youth Housing Program	WA	2007	Scattered site	Monthly rental assistance	Public	R S	CM; referrals	None	During participation	NA
YMCA of Greater Seattle	YMCA of Greater Seattle	WA	NA	Clustered; scattered site	Subsidized unit (C) monthly rental assistance (S)	Public	R – 30% of income	Onsite services	YES	NA	NA
St. Aemilian-Lakeside	Youth Moving On (Milwaukee)	WI	2009	Scattered site	NA	Both	R-Grad	CM; services	None	NA	NA

## Housing for Youth Aging Out of Foster Care

---

<sup>a</sup> California's Transitional Housing Placement-Plus (THP-Plus) is a statewide program that provides affordable housing and comprehensive supportive services for up to 24 months to former foster and probation youth ages 18 to 24. The program is administered by the California Department of Social Services, which distributes THP-Plus funds to counties. The county department of social services then provides the services directly or contracts for services with nonprofit, THP-Plus providers. The inventory includes 7 of the state's 53 THP-Plus programs (as of July 2011).

<sup>b</sup> Next Steps Collaborative for Youth is a joint project involving four agencies: Beyond Emancipation, First Place for Youth, Abode Services' Project Independence, and Bay Area Youth Centers. The first three agencies operate programs that are included in the inventory; the fourth provides mental health services.

<sup>c</sup> Common Ground Community, Good Shepherd Services. "Chelsea Foyer at 5 years: Lessons in Developing Stable Housing and Self-Sufficiency for Homeless Youth and Youth Exiting Foster Care", 2009. Funded by the Annie E. Casey Foundation. Accessed from: <http://www.goodshepherds.org/images/content/1/1/11397.pdf>.

Notes:

**Delivery of Supportive Services:**

Onsite services: supportive services provided where the youth live

Offsite services: supportive services provided by another agency or organization that partners with the program

CM: Case management

Referrals: youth referred to services available in the community

None: Not provided

NA: Information was not found

**Type of Housing Assistance:**

Subsidized: unit located in a building owned or managed by the program

Monthly rental assistance: help paying rent, such as a voucher

Stipend: time-limited grant or allowance for rent, room and board, or other living expenses

**Housing Type:**

Clustered (single, multiunit building dedicated to youth and young adults)

Scattered Site (housing dispersed throughout the community and usually rented from a private landlord) (Assumed if program provides only monthly assistance)

Host Homes (youth lives with foster family or other caring adult who receives a monthly subsidy).

**Form of Housing Assistance:**

C: Clustered

S: Scattered Site

H: Host Home

**Required Contribution to Rent or Savings:**

R: youth contribution to rent (assumed if program provides monthly rental assistance)

R-Grad: graduated rent payments (that is, youth contribution increases over time until it reaches 100 percent of rent)

S: youth contribution to savings

Required contribution to rent may be different for different housing options within a single program.

Sources: Based on information from the websites of individual housing programs; websites of leading housing and child welfare advocacy organizations (such as the Corporation for Supportive Housing and the National Alliance to End Homelessness); articles published in peer-reviewed journals (e.g., *Child Welfare*); and relevant conference proceedings

**APPENDIX D**  
**COMPENDIUM OF RESULTS FROM SURVEYS OF PHAs AND PCWAs**

Use of FUP Vouchers for Youth

Table D.1. Current and Historical Use of FUP for Youth

	Percentage (n) of PHAs
Currently serving youth (A5)	46.7 (91)
Administration (B1)	
PHA	96.7 (87)
Contractor	3.3 (3)
Length of time PHAs have served youth <sup>a</sup> (B2, B3)	
1 year	18.1 (15)
2 years	25.3 (21)
3 years	24.1 (20)
4 years	16.9 (14)
5 or more years	15.7 (13)
Most recent year PHAs served youth (B3)	
2012	85.5 (71)
2011	14.5 (12)
Served youth in the past, but not currently (A6)	3.1 (6)
Most recent year PHAs served youth (C2)	
2010	40.0 (2)
2009	20.0 (1)
2008	20.0 (1)
2003	20.0 (1)
Never served youth (A6)	50.3 (98)
Sample size	195

FUP = Family Unification Program. PHA = public housing agency.

<sup>a</sup> Although the legislation extending FUP to youth was enacted in 2001, some respondents indicated they began serving youth before then. These respondents were included in the calculations.



## Housing for Youth Aging Out of Foster Care

**Table D.2. Geographic Location of PHAs That Administer FUP**

	Percentage (n) of PHAs		
	All	Currently Using FUP for Youth	Not Currently Using FUP for Youth
Census region			
Northeast	15.9 (31)	9.9 (9)	21.2 (22)
Midwest	26.7 (52)	23.1 (21)	29.8 (31)
South	29.7 (58)	26.4 (24)	32.7 (34)
West	27.7 (54)	40.7 (37)	16.3 (17)
HUD region			
Region 1	6.7 (13)	5.5 (5)	7.7 (8)
Region 2	3.1 (6)	2.2 (2)	3.8 (4)
Region 3	14.4 (28)	14.3 (13)	14.4 (15)
Region 4	12.3 (24)	9.9 (9)	14.4 (15)
Region 5	22.1 (43)	17.6 (16)	26.0 (27)
Region 6	10.3 (20)	5.5 (5)	14.4 (15)
Region 7	4.1 (8)	4.4 (4)	3.8 (4)
Region 8	3.6 (7)	6.6 (6)	1.0 (1)
Region 9	16.9 (33)	23.1 (21)	11.5 (12)
Region 10	6.7 (13)	11.0 (10)	2.9 (3)
Region 11	0.0 (0)	0.0 (0)	0.0 (0)
Sample size	195	91	104

FUP = Family Unification Program. PHA = public housing agency.

## Housing for Youth Aging Out of Foster Care

**Table D.3. Extent of Current Use of FUP for Youth**

	Number or Percentage (n) Among PHAs Currently Serving Youth
Average number of baseline FUP vouchers (B14) (N=89)	112
Number of baseline FUP vouchers (%) (B14) (N=89)	
0 to 50	41.6 (37)
51 to 100	29.2 (26)
101 to 200	16.9 (15)
201 or more	12.4 (11)
Average number of FUP vouchers currently leased up by FUP-eligible youth (B15) (N=89)	32
Number of FUP vouchers currently leased up by FUP-eligible youth (%) (B15) (N=89)	
0 to 5	46.1 (41)
6 to 25	29.2 (26)
26 to 75	14.6 (13)
76 or more	10.1 (9)
Average percentage of total FUP vouchers currently leased up by FUP-eligible youth (B14, B15) (N=87)	28.8
Percentage of total FUP vouchers currently leased up by FUP-eligible youth (%) (B14, B15) (N=87)	
0 to 4.9	36.8 (32)
5 to 9.9	11.5 (10)
10 to 19.9	11.5 (10)
20 to 49.9	17.2 (15)
50 or more	23.0 (20)
Average percentage of PHAs that set aside vouchers for FUP-eligible youth (%) (B16)	31.9 (29)
Average percentage of FUP vouchers set aside for FUP-eligible youth (%) (B17, B14) (N=28)	31.1
Sample size	91

FUP = Family Unification Program. PHA = public housing agency.

Note: Sample size is 91 PHAs unless otherwise noted. For this table and others, sample sizes may vary because of survey item nonresponse and/or skip patterns in the survey questionnaire.

## Housing for Youth Aging Out of Foster Care

**Table D.4. Reasons for Use of FUP Vouchers for Youth**

	Percentage (n) of PHAs Currently Serving Youth
HUD requirement	72.5 (66)
Need	
Many youth age out of foster care in this community	46.2 (42)
Housing needs of youth aging out of care are not being met in other ways	68.1 (62)
Homelessness among former foster youth is a big problem	34.1 (31)
Former foster youth constitute a large share of HCV applicants	0.0 (0)
Agency priorities	
Addressing the housing needs of former foster youth is a priority for PHA or community	39.6 (36)
Addressing the housing needs of youth generally is a priority for PHA or community	26.4 (24)
Addressing the housing needs of former foster youth is a priority for the PCWA	44.0 (40)
Linking supportive services to subsidized housing is a priority.	58.2 (53)
The public child welfare agency has the resources to provide the required support services.	37.4 (34)
Other	
Local social service agency encouraged PHAs and/or PCWAs to apply for FUP vouchers	2.2 (2)
Sample size	91

FUP = Family Unification Program. HCV = Housing Choice Voucher. HUD = U.S. Department of Housing and Urban Development. PCWA = public child welfare agency. PHA = public housing agency.

**Table D.5. Reasons for Nonuse of FUP Vouchers for Youth**

	Number and Percentage (n) of PHAs Not Currently Serving Youth
No need	
Too few youth age out of foster care	8.7 (9)
Housing needs of youth aging out of care are being met in other ways	9.6 (10)
Burden of administration	
18-month time limit	13.5 (14)
Lack of or weak working relationship with PCWA	8.7 (9)
Competing priorities	
PHA prefers to devote FUP vouchers to families	18.3 (19)
PCWA does not have the resources to provide required support services	12.5 (13)
Lack of referrals	
PCWA has not referred youth	69.2 (72)
Don't know	3.8 (4)
Other	
PHA's FUP award does not cover FUP-eligible youth	5.8 (6)
PHA has a preference for youth aging out of care	1.9 (2)
All FUP vouchers are utilized	1.9 (2)
Not enough funds	1.0 (1)
Youth never respond to correspondence from PHA	1.0 (1)
Sample size	104

FUP = Family Unification Program. PCWA = public child welfare agency. PHA = public housing agency.  
 Note: "PCWA has not referred youth" was offered only as a response option for PHAs that never served youth. Two PHAs that served youth in the past wrote in this reason.

## Housing for Youth Aging Out of Foster Care

**Table D.6. Likelihood of Using FUP Vouchers for Youth in the Future**

	Percentage (n) of PHAs Not Currently Serving Youth
Likelihood of future use (C4, D2)	
Very likely	11.5 (12)
Somewhat likely	26.9 (28)
Not at all likely	24.0 (25)
Don't know	37.5 (39)
Factors that would increase likelihood of future use (C5, D3)	
Award of additional FUP vouchers	60.6 (63)
Assistance with collaboration with PCWA	30.8 (32)
Training to better understand the housing needs of young adults	26.9 (28)
Guidance from successful models for serving youth with FUP	31.7 (33)
Additional resources to support youth once they lease up	49.0 (51)
Elimination of the 18-month time limit	29.8 (31)
Don't know	14.4 (15)
Other	
Youth referrals from PCWA/Support from PCWA	10.6 (11)
Sample size	104

FUP = Family Unification Program. PCWA = public child welfare agency. PHA = public housing agency.

### Program Partnerships

In Section B, public housing agencies (PHAs) refer to those currently using the Family Unification Program (FUP) for youth.

**Table D.7. Characteristics of PCWAs**

	Percentage (n) of PCWAs
Number of PHA partners for FUP (5A)	
1	61.4 (43)
2	21.4 (15)
3	0.0 (0)
4	1.4 (1)
10 or more	2.9 (2)
No response	12.9 (9)
Number of PHA partners that currently serve youth with FUP vouchers (5A, 5B)	
One partner, which uses FUP vouchers to serve youth aging out of foster care	60.0 (42)
Multiple partners, some use FUP vouchers to serve youth aging out of foster care	7.1 (5)
Multiple partners, all use FUP vouchers to serve youth aging out of foster care	17.1 (12)
No response	15.7 (11)
Administration of child welfare system in which PCWA operates (4)	
State-supervised and state-administered	30.0 (21)
State supervised and county-administered	61.4 (43)
Other	
State-supervised and privately administered	5.7 (4)
No response	2.9 (2)
Sample size	70

FUP = Family Unification Program. PCWA = public child welfare agency. PHA = public housing agency.

## Housing for Youth Aging Out of Foster Care

**Table D.8. Communication Between PHAs and PCWAs**

	Percentage (n) of PHAs
Regular meetings with PCWA (B11)	
No regular meetings	50.5 (46)
Regular meetings	49.5 (45)
Frequency of regular meetings (B12) (N=44)	
Weekly	0.0 (0)
Monthly	29.5 (13)
Quarterly	50.0 (22)
Twice a year	13.6 (6)
Annually	6.8 (3)
Communication with PCWA in addition to regular meetings (among those with regular meetings) (B13a) (N=44)	
Daily	0.0 (0)
Weekly	40.9 (18)
Monthly	27.3 (12)
Quarterly	6.8 (3)
Other	
As needed	20.5 (9)
Annually	2.3 (1)
Communication with PCWA in lieu of regular meetings (among those with no regular meetings) (B13b) (N=44)	
Daily	6.8 (3)
Weekly	25.0 (11)
Monthly	15.9 (7)
Quarterly	6.8 (3)
Other	
As needed	20.5 (9)
When youth are referred	13.6 (6)
Rarely	6.8 (3)
Sample size	91

PCWA = public child welfare agency. PHA = public housing agency.

Note: Sample size is 91 PHAs unless otherwise noted.

## Housing for Youth Aging Out of Foster Care

**Table D.9. Cross-Agency Training**

	Percentage (n) of PHAs (unless otherwise noted)		
PCWA-provided training to PHA staff on (B7):			
Characteristics of youth aging out of foster care and their housing needs (N=90)			35.6 (32)
How PCWA identifies FUP-eligible youth (N=90)			47.8 (43)
How PCWA refers FUP-eligible youth to PHA (N=90)			65.6 (59)
Types of housing search assistance provided to FUP-eligible youth by PCWA/contractor (N=89)			41.6 (37)
Types of supportive services provided to FUP-eligible youth by PCWA/contractor (N=89)			50.6 (45)
If PCWA provided any training, frequency of training (B8) (N=63)			
Less than once per year			76.2 (48)
Annually			7.9 (5)
Twice a year			6.3 (4)
Quarterly			6.3 (4)
More than once per quarter			1.6 (1)
Don't know			1.6 (1)
PHA familiarity with PCWA services (B6)			
	Very	Somewhat	Not at all
Characteristics of youth aging out of foster care and their housing needs (N=89)	32.6 (29)	59.6 (53)	7.9 (7)
Partner PCWA's procedures for identifying FUP-eligible youth (N=90)	28.9 (26)	52.2 (47)	18.9 (17)
Partner PCWA's procedures for referring FUP-eligible youth to the PHA (N=89)	64.0 (57)	29.2 (26)	6.7 (6)
Housing search assistance provided to FUP-eligible youth by the partner PCWA/contractor (N=90)	28.9 (26)	48.9 (44)	22.2 (20)
Partner PCWA's provision of supportive services to FUP-eligible youth (N=90)	21.1 (19)	65.6 (59)	13.3 (12)
PHA provided training to PWCA staff on: (B9)			
HCV program eligibility (N=88)			92.0 (81)
HCV program briefings (N=88)			81.8 (72)
Housing search and lease-up process within HCV program (N=87)			79.3 (69)
Tracking and reporting requirements associated with FUP (N=88)			56.8 (50)
FUP eligibility and other FUP requirements (N=88)			84.1 (74)
Other (N=90)			
Not a training per se, but PCWA staff attend orientation and/or voucher briefings			3.3 (3)
Referral and application/enrollment process			2.2 (2)
Availability of FUP vouchers			1.1 (1)
Support for youth who have trouble retaining their voucher			1.1 (1)
How to be a good renter			1.1 (1)
Criminal background checks			1.1 (1)
If PHA provided any training, frequency of training (B9, B10) (N=84)			
Less than once per year			48.8 (41)
Annually			16.7 (14)
Twice a year			9.5 (8)
Quarterly			13.1 (11)
More than once per quarter			9.5 (8)
Don't know			2.4 (2)
PCWA familiarity with PHA services (PCWA 10)—percentage of PCWAs (N=70)			
	Very	Somewhat	Not at all
HCV program eligibility	54.3 (38)	44.3 (31)	1.4 (1)
Section 8 Housing Choice briefings	31.4 (22)	58.6 (41)	10.0 (7)
Housing search and lease-up process within HCV program	35.7 (25)	50.0 (35)	14.3 (10)
Tracking and reporting requirements associated with the FUP	47.1 (33)	41.4 (29)	11.4 (8)
FUP eligibility and other FUP requirements	77.1 (54)	22.9 (16)	0.0 (0)
No response	0.0 (0)	0.0 (0)	0.0 (0)
PHA sample size		90	

FUP = Family Unification Program. HCV = Housing Choice Voucher. PCWA = public child welfare agency. PHA = public housing agency.

Note: Sample size is 90 PHAs unless otherwise noted.

## Housing for Youth Aging Out of Foster Care

### Child Welfare Context

**Table D.10. PCWA Services Provided as Youth Age Out of Foster Care**

	Percentage (n) of PCWAs		
	Yes	No	No response
When transition planning typically begins for youth aging out of foster care (6, 7)			
Not sooner than the required 90 days (3 months) before youth age out		1.4 (1)	
Sooner than the required 3 months, but specific time frame unknown		1.4 (1)	
3 to 6 months before youth age out		22.9 (16)	
7 to 12 months before youth age out		32.9 (23)	
13 to 18 months before youth age out		11.4 (8)	
More than 18 months before youth age out		25.7 (18)	
Don't know		4.3 (3)	
No response		0.0 (0)	
Services provided to youth preparing to age out of foster care (8)			
Provide information about different neighborhoods	77.1 (54)	22.9 (16)	0.0 (0)
Take youth on neighborhood tours	51.4 (36)	44.3 (31)	4.3 (3)
Transport youth to visit housing units	84.3 (59)	15.7 (11)	0.0 (0)
Provide a listing of vacant rental units	82.9 (58)	17.1 (12)	0.0 (0)
Refer youth to property managers/landlords known to accept youth	88.6 (62)	11.4 (8)	0.0 (0)
Work with landlords/property managers to help youth secure housing	95.7 (67)	4.3 (3)	0.0 (0)
Provide information about tenant rights and responsibilities	87.1 (61)	11.4 (8)	1.4 (1)
Provide information about subsidized housing including eligibility requirements	92.9 (65)	7.1 (5)	0.0 (0)
Provide information about public transportation services	88.6 (62)	11.4 (8)	0.0 (0)
Help youth locate housing near school or work	90.0 (63)	8.6 (6)	1.4 (1)
Other			
Tailor services to youth	2.9 (2)	NA	NA
Type of lease-up/move-in assistance provided (9)			
Provide contact information for local utility services providers	84.3 (59.0)	14.3 (10)	1.4 (1)
Provide information about public transportation and retail options	84.3 (59)	14.3 (10)	1.4 (1)
Help contacting utility companies to establish service	68.6 (48)	25.7 (18)	5.7 (4)
Advice on how to talk to landlords and neighbors about maintenance needs or noise issues	87.1 (61)	11.4 (8)	1.4 (1)
Financial assistance with moving, security deposits, or utility hook-up fees	81.4 (57)	15.7 (11)	2.9 (2)
Financial assistance or referrals for assistance to secure furniture and other housewares	87.1 (61)	11.4 (8)	1.4 (1)
Sample size		70	

NA = data not available. PCWA = public child welfare agency.

## Housing for Youth Aging Out of Foster Care

**Table D.11. PCWA Response to Youth Who Have Aged Out of Foster Care**

	Percentage (n) of PCWAs			
	Yes	No	Don't know	No response
Action taken when former foster youth return to agency because they are homeless or have no place to live (35)				
Youth are referred to a homeless shelter	75.7			(53)
Youth are referred to partner PHA	68.6			(48)
Youth are referred to other service providers	81.4			(57)
Youth are informed about the option to re-enter care	67.1			(47)
Youth are referred to a housing program administered by PCWA	34.3			(24)
Other				
Youth receive cash assistance or a housing subsidy	2.9			(2)
Did not indicate any actions <sup>a</sup>	7.1			(5)
Actions taken when agency is contacted by a homeless shelter or other homeless service provider about a homeless youth who has aged out of foster care, for youth age 18–20 (36)				
Youth are referred to partner PHA	68.6	10.0	2.9	18.6
	(48)	(7)	(2)	(13)
Youth are referred to other service providers	77.1	4.3	4.3	14.3
	(54)	(3)	(3)	(10)
Youth are informed about the option to re-enter care	65.7	14.3	7.1	12.9
	(46)	(10)	(5)	(9)
Youth are referred to a housing program administered by PCWA	42.9	31.4	7.1	18.6
	(30)	(22)	(5)	(13)
Youth don't receive any services	2.9	48.6	12.9	35.7
	(2)	(34)	(9)	(25)
Actions taken when agency is contacted by a homeless shelter or other homeless service provider about a homeless youth who has aged out of foster care, for youth age 21 or older (36)				
Youth are referred to partner PHA	64.3	14.3	2.9	18.6
	(45)	(10)	(2)	(13)
Youth are referred to other service providers	75.7	2.9	4.3	17.1
	(53)	(2)	(3)	(12)
Youth are referred to a housing program administered by PCWA	27.1	35.7	7.1	30.0
	(19)	(25)	(5)	(21)
Youth don't receive any services	4.3	40.0	12.9	42.9
	(3)	(28)	(9)	(30)
Sample size	70			

PCWA = public child welfare agency. PHA = public housing agency.

<sup>a</sup> The survey cannot distinguish whether these respondents did not respond to this survey question or whether they were indicating that they take no actions when former foster youth contact them or return to the agency because they are homeless or have no place to live.



## FUP Entry

In Section D, PHAs refer to those currently using FUP for youth.

**Table D.12. Extent of Referrals From PCWAs to PHAs**

	Reported by PHAs	Reported by PCWAs
Average number of referrals of FUP-eligible youth from PWCA to PHA (B18, 15) (N=90 PHAs, 63 PCWAs)	5.8 per quarter	21 per year
Percentage (n) of FUP-eligible youth referred who ultimately lease up using a FUP voucher (B19, 16)		
Less than 25%	15.4 (14)	4.3 (3)
At least 25% but less than 50%	5.5 (5)	7.1 (5)
About 50%	8.8 (8)	11.4 (8)
More than 50% but less than 75% <sup>a</sup>	15.4 (14)	17.1 (12)
More than 75% <sup>a</sup>	50.5 (46)	38.6 (27)
Don't know	4.4 (4)	17.1 (12)
No response	0.0 (0)	4.3 (3)
Sample size	91	70

FUP = Family Unification Program. PCWA = public child welfare agency. PHA = public housing agency.

<sup>a</sup> The survey response options inadvertently excluded 75 percent. Respondents who preferred this category may have selected "More than 50% but less than 75%" or "More than 75%" instead.

Note: PHA sample size is 91 unless otherwise noted; PCWA sample size is 70 unless otherwise noted.

**Table D.13. Extent of Referrals From PCWAs to PHAs: Agreement Between Partner Pairs**

	Percentage (n) of PHA-PCWA Partners
Agreement on the number of referrals: difference between the number of referrals PCWA said they make and the number of referrals PHA said they receive (B18, 15)	
Responses exactly the same	10.3 (6)
Responses were within 3 referrals	27.6 (16)
Responses were within 10 referrals	15.5 (9)
Responses were within 20 referrals	8.6 (5)
Responses were within 50 referrals	17.2 (10)
Responses disagree by more than 50	13.8 (8)
One or both partners didn't respond	6.9 (4)
Agreement on percentage of FUP-eligible youth referred who ultimately lease up using a FUP voucher (B19, 16)	
Exact agreement	24.1 (14)
No agreement	55.2 (32)
One or both partners don't know	17.2 (10)
One or both partners didn't respond	3.4 (2)
Among the partners that reported different percentages of referred youth leasing-up (N=32)	
PHA reported higher percentage	56.3 (18)
PCWA reported higher percentage	43.8 (14)
Sample size	58

FUP = Family Unification Program. PCWA = public child welfare agency. PHA = public housing agency.

Notes: Sample size is 58 partners unless otherwise noted. The PHA survey asks about referrals per quarter and the PCWA survey asks about referrals in the past fiscal year. To make these items more comparable, the number of PHA referrals was multiplied by 4. Differences in question wording could account for some of the disparity.

## Housing for Youth Aging Out of Foster Care

**Table D.14. PCWA Referral Process**

	Percentage (n) of PCWAs		
<b>How PCWA identifies FUP-eligible youth (11)</b>			
Youth are referred by partner PHA	22.9 (16)		
Youth are referred by another public housing agency	4.3 (3)		
Youth are referred by homeless shelters or other homeless service providers	32.9 (23)		
Youth are referred by youth housing programs	24.3 (17)		
Youth are referred by aftercare service providers	42.9 (30)		
Youth are referred by other state or local agencies	35.7 (25)		
Youth are referred by other community-based agencies	48.6 (34)		
Youth refer themselves	50.0 (35)		
<b>Other</b>			
PCWA (or foster care service provider) identifies youth directly	38.6 (27)		
Did not indicate any identification strategy <sup>a</sup>	7.1 (5)		
<b>Are all FUP-eligible youth identified by PCWA referred to the PHA (12)</b>			
Yes	45.7 (32)		
No	45.7 (32)		
Don't know	5.7 (4)		
No response	2.9 (2)		
<b>PCWA gives priority to youth based on factors such as age, housing status, education, or employment status (13)</b>			
Some priority	45.7 (32)		
No priority, PCWA refers youth on a first-come-first-serve basis	48.6 (34)		
Don't know	2.9 (2)		
No response	2.9 (2)		
<b>PCWAs give priority (14) (N=36):</b>			
	Yes	No	No response
To youth who are homeless or precariously housed	91.7 (33)	2.8 (1)	5.6 (2)
To youth involved with multiple systems	44.4 (16)	44.4 (16)	11.1 (4)
According to age of youth	63.9 (23)	27.8 (10)	8.3 (3)
To youth with mental health problems	61.1 (22)	27.8 (10)	11.1 (4)
To youth with other disabilities	63.9 (23)	25.0 (9)	11.1 (4)
To youth who identify as lesbian, gay, bi-sexual, or transgendered	8.3 (3)	75.0 (27)	16.7 (6)
To pregnant or parenting youth	75.0 (27)	16.7 (6)	8.3 (3)
According to high school completion	22.2 (8)	61.1 (22)	16.7 (6)
According to enrollment in an education or training program	52.8 (19)	33.3 (12)	13.9 (5)
According to work history	47.2 (17)	38.9 (14)	13.9 (5)
According to current employment status	52.8 (19)	33.3 (12)	13.9 (5)
According to existence of criminal record	41.7 (15)	47.2 (17)	11.1 (4)
<b>Sample size</b>			<b>70</b>

FUP = Family Unification Program. PCWA = public child welfare agency. PHA = public housing agency.

<sup>a</sup> There is no way to distinguish whether these respondents did not respond to this survey question or whether they were indicating that they do not identify FUP-eligible youth.

Note: Sample size is 70 PCWAs unless otherwise noted.

## Housing for Youth Aging Out of Foster Care

**Table D.15. HCV Program Eligibility Determination for PCWA-Referred Youth**

	Percentage (n) of PHAs
Partner PCWA screens youth for HCV eligibility prior to referral (B20)	
Yes	50.5 (46)
No	25.3 (23)
Don't know	24.2 (22)
PHA has expedited/streamlined HCV program eligibility determination process for PCWA referred youth (B21)	
Yes	64.8 (59)
No	35.2 (32)
Sample size	91

HCV = Housing Choice Voucher. PCWA = public child welfare agency. PHA = public housing agency.

**Table D.16. PCWA Involvement in Immediate Post-Eligibility Determination Activities**

	Percentage (n) of PCWAs
PCWA action if PHA determines that a FUP-eligible youth referred by the PCWA is not eligible for HCV program (17)	
Notify the youth	71.4 (50)
Refer the youth to other PHA programs	38.6 (27)
Refer the youth to other housing options	84.3 (59)
Inform the youth about re-entry, if that is an option	55.7 (39)
Other	
Inform the youth about appealing the PHA's decision	1.4 (1)
Work directly with private landlords if youth has sufficient income	1.4 (1)
Notify the referral source	1.4 (1)
Did not indicate any actions <sup>a</sup>	5.7 (4)
Frequency of PCWA attendance at voucher briefing with youth (18)	
Almost always	41.4 (29)
More than half of the time	2.9 (2)
About half of the time	11.4 (8)
Less than half of the time	17.1 (12)
Almost never	22.9 (16)
No response	4.3 (3)
Sample size	70

HCV = Housing Choice Voucher. PCWA = public child welfare agency. PHA = public housing agency.

<sup>a</sup> The survey cannot distinguish whether these respondents did not respond to this survey question or whether they were indicating that they take no actions if the PHA determines a referred youth is not eligible for HCV program.

## Housing Search and Lease-Up Process and Outcomes

In Section E, PHAs refer to those currently using FUP for youth.

**Table D.17. Housing Search Process for FUP-Eligible Youth Who Have Had a Voucher Briefing**

	Percentage (n) of PHAs
How much time a youth is initially given for the housing search and lease-up process (B22) (N=90)	
60 days	67.8 (61)
90 days	13.3 (12)
120 days	17.8 (16)
More than 120 days	1.1 (1)
How often agency grants extension to FUP-eligible youth whose initial voucher term is going to expire (B24) (N=89)	
Almost always	51.7 (46)
More than one-half the time	3.4 (3)
About one-half the time	4.5 (4)
Less than one-half the time	9.0 (8)
Almost never	18.0 (16)
Don't know	13.5 (12)
How much time is typically necessary for FUP-eligible youth to lease-up compared to participants in standard HCV program (B25)	
Youth typically require more time to lease up	23.1 (21)
Youth typically require about the same amount of time to lease up	54.9 (50)
Youth typically require less time to lease up	8.8 (8)
Do not know	13.2 (12)
Sample size	91

HCV = Housing Choice Voucher. FUP = Family Unification Program. PHA = public housing agency.

Note: Sample size is 91 PHAs unless otherwise noted.

## Housing for Youth Aging Out of Foster Care

**Table D.18. Housing Search Assistance**

	Percentage (n) of PHAs			Percentage (n) of PCWAs		
Housing search assistance provided to FUP-eligible youth who received a voucher briefing (B26; 19)						
At least some housing search assistance	95.6 (87)			87.1 (61)		
None	2.2 (2)			8.6 (6)		
Do not know	NA			2.9 (2)		
No response	2.2 (2)			1.4 (1)		
			No resp- onse			No resp- onse
Type of assistance provided (B26; 20) (N = 91 PHAs, 62 PCWAs):	Yes	No		Yes	No	
Provide information about different neighborhoods	75.8 (69)	19.8 (18)	4.4 (4)	71.0 (44)	22.6 (14)	6.5 (4)
Take youth on neighborhood tours	5.5 (5)	87.9 (80)	6.6 (6)	53.2 (33)	32.3 (20)	14.5 (9)
Transport youth to visit housing units	13.2 (12)	82.4 (75)	4.4 (4)	88.7 (55)	4.8 (3)	6.5 (4)
Provide a listing of vacant rental units	81.3 (74)	15.4 (14)	3.3 (3)	75.8 (47)	21.0 (13)	3.2 (2)
Refer youth to property managers/landlords known to accept youth	51.6 (47)	45.1 (41)	3.3 (3)	82.3 (51)	14.5 (9)	3.2 (2)
Work with landlords/property managers to help youth secure housing	56.0 (51)	41.8 (38)	2.2 (2)	87.1 (54)	8.1 (5)	4.8 (3)
Provide information about tenant rights and responsibilities	89.0 (81)	7.7 (7)	3.3 (3)	67.7 (42)	27.4 (17)	4.8 (3)
Provide information about subsidized housing, including eligibility requirements	89.0 (81)	8.8 (8)	2.2 (2)	79.0 (49)	17.7 (11)	3.2 (2)
Provide information about public transportation services	44.0 (40)	49.5 (45)	6.6 (6)	87.1 (54)	6.5 (4)	6.5 (4)
Help youth locate housing near school or work	38.5 (35)	56.0 (51)	5.5 (6)	88.7 (55)	6.5 (4)	4.8 (3)
Other						
Educate youth about the benefits of low-poverty areas	1.1 (1)	NA	NA	NA	NA	NA
Help youth prepare rental portfolios, similar to resumes	1.1 (1)	NA	NA	NA	NA	NA
Refer youth to online housing listings	2.2 (2)	NA	NA	NA	NA	NA
Comparison of housing search assistance for FUP-eligible youth and families (21)						
Youth receive more search assistance	NA			45.7 (32)		
Youth receive about the same amount of search assistance	NA			28.6 (20)		
Youth receive less search assistance	NA			4.3 (3)		
Do not know	NA			20.0 (14)		
No response	NA			1.4 (1)		
Comparison of housing search assistance for FUP-eligible youth and standard HCV program participants (B27) <sup>a</sup>						
Youth receive more search assistance	18.7 (17)			NA		
Youth do not receive more search assistance	71.4 (65)			NA		
Do not know	9.9 (9)			NA		
Sample size	91			70		

FUP = Family Unification Program. HCV = Housing Choice Voucher. NA = data not available. PCWA = public child welfare agency. PHA = public housing agency.

<sup>a</sup>PHAs were not given the option to reply that youth receive less housing search assistance than HCV program participants.

Note: PCWA sample size is 70 unless otherwise noted.

## Housing for Youth Aging Out of Foster Care

**Table D.19. Housing Search Assistance: PHA and/or Partner PCWA Provide Assistance**

	Percentage (n) of PHA-PCWA Partners		
	Yes	No	No response
One or both partners provide housing search assistance to FUP-eligible youth who received a voucher briefing (B26; 19)			
One or both partners provide at least some housing search assistance		100.0 (58)	
Neither partner provides housing search assistance		0.0 (0)	
Both partners did not respond, or one partner did not respond and the other said no		0.0 (0)	
Type of assistance provided by one or both partners (B26; 20):			
Provide information about different neighborhoods	87.9 (51)	8.6 (5)	3.4 (2)
Take youth on neighborhood tours	53.4 (31)	27.6 (16)	19.0 (11)
Transport youth to visit housing units	84.5 (49)	8.6 (5)	6.9 (4)
Provide a listing of vacant rental units	93.1 (54)	6.9 (4)	0.0 (0)
Refer youth to property managers/landlords known to accept youth	91.4 (53)	8.6 (5)	0.0 (0)
Work with landlords/property managers to help youth secure housing	91.4 (53)	6.9 (4)	1.7 (1)
Provide information about tenant rights and responsibilities	96.6 (56)	3.4 (2)	0.0 (0)
Provide information about subsidized housing including eligibility requirements	98.3 (57)	1.7 (1)	0.0 (0)
Provide information about public transportation services	91.4 (53)	5.2 (3)	3.4 (2)
Help youth locate housing near school or work	87.9 (51)	8.6 (5)	3.4 (2)
Sample size		58	

FUP = Family Unification Program. PCWA = public child welfare agency. PHA = public housing agency.

Note: For partner analyses, nonresponse indicates that (i) neither partner responded to the question, or (ii) one partner said no and the other did not respond to the question.

## Housing for Youth Aging Out of Foster Care

**Table D.20. Other Premove and Postmove Assistance**

	Percentage (n) of PHAs			Percentage (n) of PCWAs		
	Yes	No	No response	Yes	No	No response
Pre-move counseling (B28; 22)	53.8 (49)	46.2 (42)	0.0 (0)	81.4 (57)	17.1 (12)	1.4 (1)
Post-move counseling (B28; 22)	27.5 (25)	71.4 (65)	1.1 (1)	70.0 (49)	28.6 (20)	1.4 (1)
Type of pre-move or post-move counseling (B29; 23) (N=50 PHAs, 57PCWAs)						
Information about tenant rights and responsibilities	96.0 (48)	2.0 (1)	2.0 (1)	84.2 (48)	14.0 (8)	1.8 (1)
Information about budgeting	46.0 (23)	50.0 (25)	4.0 (2)	94.7 (54)	3.5 (2)	1.8 (1)
Information about credit	44.0 (22)	50.0 (25)	6.0 (3)	89.5 (51)	8.8 (5)	1.8 (1)
Information about landlord mediation	70.0 (35)	24.0 (12)	6.0 (3)	70.2 (40)	24.6 (14)	5.3 (3)
Information about the benefits of living in a low-poverty neighborhood	60.0 (30)	34.0 (17)	6.0 (3)	43.9 (25)	43.9 (25)	12.3 (7)
Other						
Information about living independently or finding the right place to live	4.0 (2)	NA	NA	NA	NA	NA
Information about the moving process and calculating the rent subsidy	2.0 (1)	NA	NA	NA	NA	NA
Information about program rules and voucher portability	2.0 (1)	NA	NA	NA	NA	NA
Youth receive ongoing case management	NA	NA	NA	3.5 (2)	NA	NA
Encourage youth to consider housing units in low-poverty areas (B30) (N=90 PHAs)		71.1 (64)			NA	
Frequency of engaging in outreach to educate landlords/property managers about FUP for youth (B32)						
At least once a month		6.6 (6)			NA	
Every few months		12.1 (11)			NA	
At least once per year		31.9 (29)			NA	
Less than once per year		23.1 (21)			NA	
Never		26.4 (24)			NA	
Frequency of PCWA attendance at meeting with landlord to sign the lease (25)						
Almost always		NA			30.0 (21)	
More than one-half the time		NA			14.3 (10)	
About one-half the time		NA			4.3 (3)	
Less than one-half the time		NA			12.9 (9)	
Almost never		NA			22.9 (16)	
Do not know		NA			14.3 (10)	
No response		NA			1.4 (1)	
Financial assistance PCWA provides after PHA approves a unit (24)						
No response		NA			2.9 (2)	
None of the types of assistance below		NA			12.9 (9)	
At least one of the types of assistance:		NA			84.3 (59)	
Help paying for security deposit		NA			78.6 (55)	
Help paying for utility deposits		NA			62.9 (44)	
Help paying for moving costs		NA			51.4 (36)	
Help paying for furniture or housewares		NA			60.0 (42)	
Sample size		91			70	

NA = data not available. PCWA = public child welfare agency. PHA = public housing agency.  
 Note: PHA sample size is 91 unless otherwise noted. PCWA sample size is 70 unless otherwise noted.

## Housing for Youth Aging Out of Foster Care

**Table D.21. Other Premove and Postmove Assistance: PHA and/or Partner PCWA Provide Counseling**

	Percentage (n) of PHA-PCWA Partners		
	Yes	No	No response
One or both partners provide premove counseling (B28; 22)	91.4 (53)	8.6 (5)	0.0 (0)
One or both partners provide postmove counseling (B28; 22)	81.0 (47)	19.0 (11)	0.0 (0)
If one or both agencies provide premove or postmove counseling, type of counseling (B29; 23) (N=53)			
Information about tenant rights and responsibilities	92.5 (49)	7.5 (4)	0.0 (0)
Information about budgeting	86.8 (46)	11.3 (6)	1.9 (1)
Information about credit	88.7 (47)	9.4 (5)	1.9 (1)
Information about landlord mediation	79.2 (42)	17.0 (9)	3.8 (2)
Information about the benefits of living in a low-poverty neighborhood	66.0 (35)	24.5 (13)	9.4 (5)
Sample size	58		

PCWA = public child welfare agency. PHA = public housing agency.

Note: Sample size is 58 partners unless otherwise noted. For partner analyses, nonresponse indicates that (i) neither partner responded to the question, or (ii) one partner said no and the other did not respond to the question.



## Housing for Youth Aging Out of Foster Care

**Table D.22. Tenancy Approval Process**

	Percentage (n) of PHAs
How often FUP-eligible youth typically need to request tenancy approval for more than one housing unit before finding one the PHA approves (B33)	
Almost always	3.3 (3)
More than one-half the time	1.1 (1)
About one-half the time	6.6 (6)
Less than one-half the time	20.9 (19)
Almost never	52.7 (48)
Do not know	15.4 (14)
How the number of requests for tenancy approval made by FUP-eligible youth compare to the number made by participants in the standard HCV program (B34) (N=90)	
Youth typically request tenancy approval on more units before lease up	4.4 (4)
Youth typically request tenancy approval on about the same number of units before lease up	57.8 (52)
Youth typically request tenancy approval on fewer units before lease up	15.6 (14)
Do not know	22.2 (20)
How often housing units for which FUP-eligible youth request tenancy approval fail during the PHA housing quality inspection (B35) (N=90)	
Almost always	3.3 (3)
More than one-half the time	6.7 (6)
About one-half the time	3.3 (3)
Less than one-half the time	31.1 (28)
Almost never	33.3 (30)
Do not know	22.2 (20)
How often FUP-eligible youth request tenancy approval for units for which the rent is determined to be unreasonable during the PHA review (B36) (N=89)	
Almost always	1.1 (1)
More than one-half the time	1.1 (1)
About one-half the time	2.2 (2)
Less than one-half the time	19.1 (17)
Almost never	59.6 (53)
Do not know	16.9 (15)
Sample size	91

FUP = Family Unification Program. HCV = Housing Choice Voucher. PHA = public housing agency.

Note: Sample size is 91 PHAs unless otherwise noted.

## Housing for Youth Aging Out of Foster Care

**Table D.23. Housing Search and Lease-Up Outcomes**

	Percentage (n) of PHAs
How often FUP-eligible youth are able to find suitable housing before voucher term expires (B23)	
Almost always	51.6 (47)
More than one-half the time	20.9 (19)
About one-half the time	12.1 (11)
Less than one-half the time	5.5 (5)
Almost never	1.1 (1)
Do not know	8.8 (8)
Percentage of youth issued a FUP voucher who successfully lease up (B37)	
Less than 25%	2.2 (2)
At least 25% but less than 50%	7.7 (7)
About 50%	5.5 (5)
More than 50% but less than 75% <sup>a</sup>	11.0 (10)
More than 75% <sup>a</sup>	65.9 (60)
Do not know	7.7 (7)
Sample size	91

FUP = Family Unification Program. PHA = public housing agency.

<sup>a</sup> The survey response options inadvertently excluded 75 percent. Respondents who preferred this category may have selected "More than 50% but less than 75%" or "More than 75%" instead.

**Table D.24. Housing Stability**

	Percentage (n) of PHAs
How long FUP-eligible youth typically stay in first housing unit leased with a FUP voucher (B38)	
Less than 3 months	0.0 (0)
3 to 6 months	2.2 (2)
7 to 12 months	21.1 (19)
13 to 18 months	45.6 (41)
More than 18 months (that is, youth remain in unit after voucher expires)	4.4 (4)
Do not know	26.7 (24)
How often youth stay in the first housing unit for the full 18 months of FUP eligibility (B39)	
Almost always	28.9 (26)
More than one-half the time	15.6 (14)
About one-half the time	12.2 (11)
Less than one-half the time	3.3 (3)
Almost never	4.4 (4)
Do not know	35.6 (32)
Average number of times FUP-eligible youth move from one housing unit to another with their voucher during their 18 months of eligibility (B40)	
0	46.7 (42)
1	20.0 (18)
2	2.2 (2)
3 or more	1.1 (1)
Do not know	30.0 (27)
Sample size	90

FUP = Family Unification Program. PHA = public housing agency.

Services Provided to Youth After They Lease Up

In Section F, PHAs refer to those currently using FUP for youth.

Table D.25. Supportive Services Provided to Youth During 18-Month Voucher Period

	Percentage (n) of PCWAs			
	Yes	No	Don't know	No response
PCWA, contractor, or both agencies provide (27)				
Help learning money-management skills	90.0 (63)	2.9 (2)	1.4 (1)	5.7 (4)
Help learning housekeeping skills	77.1 (54)	11.4 (8)	5.7 (4)	5.7 (4)
Help learning about proper nutrition	61.4 (43)	22.9 (16)	10.0 (7)	5.7 (4)
Help learning about meal preparation	68.6 (48)	12.9 (9)	12.9 (9)	5.7 (4)
Help learning how to access physical and mental health care	90.0 (63)	1.4 (1)	2.9 (2)	5.7 (4)
Help developing other basic life skills	92.9 (65)	0.0 (0)	1.4 (1)	5.7 (4)
Information about tenant rights and responsibilities	75.7 (53)	11.4 (8)	7.1 (5)	5.7 (4)
Assistance with security or utility deposits	84.3 (59)	7.1 (5)	2.9 (2)	5.7 (4)
Job-readiness training	84.3 (59)	4.3 (3)	5.7 (4)	5.7 (4)
Help finding a job	82.9 (58)	4.3 (3)	7.1 (5)	5.7 (4)
Educational services	85.7 (60)	4.3 (3)	4.3 (3)	5.7 (4)
Career counseling	87.1 (61)	4.3 (3)	2.9 (2)	5.7 (4)
Assessment of youth needs	91.4 (64)	0.0 (0)	2.9 (2)	5.7 (4)
Case planning	81.4 (57)	7.1 (5)	4.3 (3)	7.1 (5)
Help with rent arrearages	58.6 (41)	22.9 (16)	11.4 (8)	7.1 (5)
Help with utility arrearages	58.6 (41)	24.3 (17)	11.4 (8)	5.7 (4)
Other assistance to help youth live independently	88.6 (62)	1.4 (1)	4.3 (3)	5.7 (4)
Funding to pay for services (28)				
Chafee funds			60.0 (42)	
State funds			64.3 (45)	
Funds from another source			41.4 (29)	
No response			10.0 (7)	
Reasons for contact with owner/landlord/property manager of youth's housing unit (29)				
To familiarize landlord with FUP program and PCWA role			40.0 (28)	
To respond to issues/problems identified by youth			80.0 (56)	
To respond to issues/problems identified by partner PHA			68.6 (48)	
To respond to issues/problems identified by the owner			70.0 (49)	
Did not indicate a reason <sup>a</sup>			14.3 (10)	
Frequency of contact with owner/landlord/property manager of youth's housing unit (30)				
At least once a month			5.7 (4)	
Every few months			21.4 (15)	
At least once per year			22.9 (16)	
Less than once a year			22.9 (16)	
Never			15.7 (11)	
No response			11.4 (8)	
Sample size			70	

FUP = Family Unification Program. PCWA = public child welfare agency. PHA = public housing agency.

<sup>a</sup> The survey cannot distinguish whether these respondents did not respond to this survey question or whether they were indicating that they do not contact the owners/landlords/property managers of the youths' housing units.

## Housing for Youth Aging Out of Foster Care

**Table D.26. PCWA Contact With Youth During 18-Month Voucher Period**

	Percentage (n) of PCWAs
In-person contact with youth (26a)	
At least once per week	10.0 (7)
Twice per month	11.4 (8)
Once per month	52.9 (37)
Once per quarter	10.0 (7)
Once per year	4.3 (3)
No response	11.4 (8)
Phone, e-mail, or text-message contact with youth (26b)	
At least once per week	25.7 (18)
Twice per month	30.0 (21)
Once per month	25.7 (18)
Once per quarter	2.9 (2)
Once per year	4.3 (3)
No response	11.4 (8)
Other contact with youth (26c)	
Mode and/or frequency of contact is provided as needed	4.3 (3)
Sample size	70

PCWA = public child welfare agency.

**Exiting FUP and Transitional Assistance**

In Section G, PHAs refer to those currently using FUP for youth.

**Table D.27. Program Tenure and Reasons for Termination**

	Percentage (n) of PHAs
How often FUP-eligible youth keep their voucher for the full 18 months of HAP (B41) (N=89)	
Almost always	41.6 (37)
More than one-half the time	12.4 (11)
About one-half the time	5.6 (5)
Less than one-half the time	5.6 (5)
Almost never	11.2 (10)
Do not know	23.6 (21)
Most common reasons youth are terminated from the program before their 18 months of HAP are exhausted (B42)	
Youth move out of the leased unit without giving notice	24.2 (22)
Youth violate the lease	33.0 (30)
Youth violate program rules	17.6 (16)
Youth are involved in criminal activity	17.6 (16)
Do not know	26.4 (24)
Other	
Not applicable—no youth have been terminated	14.3 (13)
Youth voluntarily left the program	2.2 (2)
Youth violated PHA's housing quality standards inspection	1.1 (1)
Youth missed appointments	1.1 (1)
Sample size	91

FUP = Family Unification Program. HAP = housing assistance payments. PHA = public housing agency.

Note: Sample size is 91 PHAs unless otherwise noted.

## Housing for Youth Aging Out of Foster Care

**Table D.28. Voluntary Exit**

	Percentage (n) of PCWAs
Among youth who leased up, percentage who voluntarily leave program after less than 18 months of HAP (31)	
Less than 25%	38.6 (27)
At least 25% but less than 50%	2.9 (2)
About 50%	8.6 (6)
More than 50% but less than 75%	0.0 (0)
More than 75% <sup>a</sup>	1.4 (1)
Do not know	42.9 (30)
No response	5.7 (4)
Most common reason youth voluntarily leave program after less than 18 months of HAP (32)	
To live closer to school	0.0 (0)
To live closer to a job	0.0 (0)
To live closer to family or friends	12.9 (9)
To live in a safer neighborhood	1.4 (1)
To live in more affordable housing (including housing with lower utility costs)	1.4 (1)
To avoid conflicts with their landlord	2.9 (2)
To avoid conflicts with neighbors	0.0 (0)
Youth lack case management or other supportive services	5.7 (4)
Do not know	37.1 (26)
No response	8.6 (6)
Other	
NA—no youth have voluntarily left before 18 months	18.6 (13)
Youth left the jurisdiction (moved out of state or joined the military)	2.9 (2)
To live with a partner who cannot live with them in FUP housing	1.4 (1)
Youth no longer needed subsidy	1.4 (1)
Sample size	70

HAP = housing assistance payments. NA = not applicable. PCWA = public child welfare agency.

<sup>a</sup> The survey response options inadvertently excluded 75 percent. Respondents who preferred this category may have selected “More than 75%” instead.

## Housing for Youth Aging Out of Foster Care

**Table D.29. Transitional Assistance as FUP-Eligible Youth Approach 18-Month Time Limit**

	Percentage (n) of PHAs	Percentage (n) of PCWAs		
Agency or contractor provides transitional counseling or other assistance (B43; 33)				
Yes	28.6 (26)		70.0 (49)	
No	68.1 (62)		20.0 (14)	
No response	3.3 (3)		10.0 (7)	
When transitional counseling or other assistance is provided (B44) (N = 26 PHAs)				
Youth must specifically request assistance	26.9 (7)		NA	
Agency/contractor automatically provides assistance	73.1 (19)		NA	
Type of transitional counseling or other assistance provided (34) (N = 56 PCWAs)		Yes	No	No response
Information about other housing programs available through agency	NA	69.6 (39)	12.5 (7)	17.9 (10)
Information about housing programs administered by community-based agencies	NA	78.6 (44)	7.1 (4)	14.3 (8)
Information about different neighborhoods	NA	50.0 (28)	30.4 (17)	19.6 (11)
Take youth on neighborhoods tours	NA	30.4 (30.4)	46.4 (26)	23.2 (13)
Transport youth to visit housing units	NA	53.6 (30)	28.6 (16)	17.9 (10)
Provide a listing of vacant rental units	NA	66.1 (37)	16.1 (9)	17.9 (10)
Refer youth to property managers/landlords	NA	66.1 (37)	17.9 (10)	16.1 (9)
Other				
Cash assistance and housing subsidy	NA	1.8 (1)	NA	NA
Sample size	91		70	

FUP = Family Unification Program. NA = data not available. PCWA = public child welfare agency. PHA = public housing agency.

Note: PHA sample size is 91 unless otherwise noted. PCWA sample size is 70 unless otherwise noted.

**Table D.30. Transitional Assistance as FUP-Eligible Youth Approach 18-Month Time Limit: PHA and/or Partner PCWA Provide Assistance**

	Percentage (n) of PHA- PCWA Partners
One or both partners or their contractors provide transitional counseling or other assistance (B43; 33)	
Yes	74.1 (43)
No	19.0 (11)
No response	6.9 (4)
Sample size	58

FUP = Family Unification Program. PCWA = public child welfare agency. PHA = public housing agency.

Note: For partner analyses, nonresponse indicates that (i) neither partner responded to the question, or (ii) one partner said no and the other did not respond to the question.

## Housing for Youth Aging Out of Foster Care

### Housing Options Beyond FUP

**Table D.31. Availability of Housing for Youth Who Have Aged Out of Foster Care or Been Emancipated From Foster Care**

	Percentage (n) of PCWAs That Responded...				
	Available Within the Next Six Months	Available, But Waiting List Is More Than Six Months	Not Available	Do not Know	No Response
Scattered-site or semi-supervised apartments	37.1 (26)	15.7 (11)	18.6 (13)	12.9 (9)	15.7 (11)
Clustered or supervised apartments	15.7 (11)	10.0 (7)	40.0 (28)	20.0 (14)	14.3 (10)
Shared homes	12.9 (9)	7.1 (5)	44.3 (31)	21.4 (15)	14.3 (10)
Adult-roommate apartments	10.0 (7)	0.0 (0)	48.6 (34)	27.1 (19)	14.3 (10)
Host homes	15.7 (11)	2.9 (2)	45.7 (32)	21.4 (15)	14.3 (10)
Boarding homes	14.3 (10)	7.1 (5)	40.0 (28)	24.3 (17)	14.3 (10)
Publicly owned housing units	21.4 (15)	30.0 (21)	15.7 (11)	18.6 (13)	14.3 (10)
Rental subsidies	25.7 (18)	22.9 (16)	20.0 (14)	17.1 (12)	14.3 (10)
Sample size	70				

PCWA = public child welfare agency.



## Housing for Youth Aging Out of Foster Care

**Table D.32. Public Housing Program Options for Youth Aging Out of Foster Care**

	Percentage (n) of PHAs		
	All	Currently Using FUP for Youth	Not Currently Using FUP for Youth
PHA currently administers a public housing program (B45, C6, D4)	76.3 (148)	75.6 (68)	76.9 (80)
Average number of public housing units under ACCs with HUD <sup>a</sup> (HUD-ARI.5.a.)	1,255 (149)	1,744 (69)	833 (80)
Number of public housing units under ACCs with HUD (percent) <sup>a</sup> (HUD-ARI.5.a.)			
0 to 200	20.8 (31)	17.4 (12)	23.8 (19)
201 to 500	30.2 (45)	29.0 (20)	31.3 (25)
501 to 1,000	19.5 (29)	17.4 (12)	21.3 (17)
1,001 to 2,000	12.8 (19)	11.6 (8)	13.8 (11)
2,001 to 5,000	12.1 (18)	15.9 (11)	8.8 (7)
5,001 or more	4.7 (7)	8.7 (6)	1.3 (1)
Average number of households on waiting list for public housing <sup>a</sup> (HUD-B.1.1.)	3,381 (127)	4,145 (59)	2,718 (68)
Number of households on waiting list for public housing (percent) <sup>a</sup> (HUD-B.1.1.)			
0 to 500	32.3 (41)	23.7 (14)	39.7 (27)
501 to 1,000	14.2 (18)	10.2 (6)	17.6 (12)
1,001 to 2,000	15.0 (19)	16.9 (10)	13.2 (9)
2,001 to 5,000	21.3 (27)	23.7 (14)	19.1 (13)
5,001 or more	17.3 (22)	25.4 (15)	10.3 (7)
Current status of waiting list for public housing <sup>a</sup> (HUD-B.1.2)			
Open to general public	63.3 (81)	59.3 (35)	66.7 (46)
Open to certain types of applicants	12.5 (16)	11.9 (7)	13.0 (9)
Open to general public during the past year for only a limited time	0.8 (1)	0.0 (0)	1.4 (1)
Open to certain types of applicants during the past year for only a limited time	0.8 (1)	0.0 (0)	1.4 (1)
Other			
Status depends on sites and/or bedroom size	11.7 (15)	15.3 (9)	8.7 (6)
Closed	10.2 (13)	13.6 (8)	7.2 (5)
Length of time list has been closed <sup>a</sup> (HUD-B.1.2.b.)			
0 to 6 months	38.5 (5)	25.0 (2)	60.0 (3)
7 to 12 months	7.7 (1)	12.5 (1)	0.0 (0)
Longer than 12 months	15.4 (2)	25.0 (2)	0.0 (0)
Longer than 24 months	38.5 (5)	37.5 (3)	40.0 (2)
Has local preference categories for waiting list (B46, C7, D5)	84.4 (124)	85.3 (58)	83.5 (66)
For youth who have aged out of foster care (B47, C8, D6)	8.8 (11)	10.3 (6)	7.5 (5)
Limit on number of youth who may be given preference (B48-49, C9-10, D7-8)	27.3 (3)	16.7 (1)	40.0 (2)
For FUP-eligible youth whose voucher has reached the 18-month limit (B50)	NA	5.2 (3)	NA
Limit on number of youth who may be given preference (B51-52)	NA	33.3 (1)	NA
Rank orders preference categories on waiting list (B53, C11, D9)	81.8 (9)	83.3 (5)	80.0 (4)
Rank of youth who aged out of foster care (B54, C12, D10)			
Top third	55.6 (5)	80.0 (4)	25.0 (1)
Middle third	11.1 (1)	0.0 (0)	25.0 (1)
Bottom third	33.3 (3)	20.0 (1)	50.0 (2)
Rank of youth whose FUP voucher has reached the 18-month limit (B55)			
Top third	NA	60.0 (3)	NA
Middle third	NA	0.0 (0)	NA
Bottom third	NA	40.0 (2)	NA
Does not have local preference categories for waiting list (B46, C7, D5)	15.6 (23)	14.7 (10)	16.5 (13)
Sample size	195	91	98

ACC = annual contributions contract. FUP = Family Unification Program. HUD = U.S. Department of Housing and Urban Development. NA = data not available. PHA = public housing agency.

<sup>a</sup> Data are from a separate survey of PHAs administered by Abt Associates on behalf of HUD. The survey, which focused on PHA engagement with homeless households, was fielded to the universe of PHAs in summer 2012.

Note: Sample size varies throughout the table as a result of skip patterns and nonresponse to a given item. Due to the complexity of the skip patterns, for this table, sample size is not reported for items in which the sample sizes differs from the final row of the table.

## Housing for Youth Aging Out of Foster Care

**Table D.33. HCV Program for Youth Aging Out of Foster Care**

	Percentage (n) of PHAs		
	All	Currently Using FUP for Youth	Not Currently Using FUP for Youth
Average number of vouchers under the ACCs with HUD <sup>a</sup> (HUD-ARI.4.)	3,266 (195)	4,539 (91)	2,153 (104)
Number of vouchers under the ACCs with HUD (percent) <sup>a</sup> (HUD-ARI.4.)			
0 to 500	11.3 (22)	6.6 (6)	15.4 (16)
501 to 1,000	21.5 (42)	11.0 (10)	30.8 (32)
1,001 to 2,000	24.1 (47)	26.4 (24)	22.1 (23)
2,001 to 5,000	26.7 (52)	35.2 (32)	19.2 (20)
5,001 to 10,000	11.8 (23)	12.1 (11)	11.5 (12)
10,001 or more	4.6 (9)	8.8 (8)	1.0 (1)
Average number of households on waiting list for vouchers <sup>a</sup> (HUD-A.1.1.)	3,844 (175)	4,945 (78)	2,958 (97)
Number of households on waiting list for vouchers (percent) <sup>a</sup> (HUD-A.1.1.)			
0 to 500	29.7 (52)	23.1 (18)	35.1 (34)
501 to 1,000	14.9 (26)	15.4 (12)	14.4 (14)
1,001 to 2,000	18.3 (32)	17.9 (14)	18.6 (18)
2,001 to 5,000	16.0 (28)	17.9 (14)	14.4 (14)
5,001 to 10,000	12.6 (22)	17.9 (14)	8.2 (8)
10,001 or more	8.6 (15)	7.7 (6)	9.3 (9)
Current status of waiting list for vouchers <sup>a</sup> (HUD-A.1.2)			
Open to general public	22.3 (39)	20.5 (16)	23.7 (23)
Open to certain types of applicants	10.9 (19)	11.5 (9)	10.3 (10)
Open to general public during the past year for only a limited time	5.7 (10)	6.4 (5)	5.2 (5)
Open to certain types of applicants during the past year for only a limited time	4.0 (7)	7.7 (6)	1.0 (1)
Other	1.7 (3)	1.3 (1)	2.1 (2)
Closed	55.4 (97)	52.6 (41)	57.7 (56)
Length of time list has been closed <sup>a</sup> (HUD-B.1.2.b.)			
0 to 6 months	7.3 (7)	2.4 (1)	10.9 (6)
7 to 12 months	11.5 (11)	7.3 (3)	14.5 (8)
Longer than 12 months	17.7 (17)	22.0 (9)	14.5 (8)
Longer than 24 months	63.5 (61)	68.3 (28)	60.0 (33)
Has local preference categories for waiting list (B56, C13, D11)	81.4 (158)	84.4 (76)	78.8 (82)
For youth who have aged out of foster care (B57, C14, D12)	15.8 (25)	19.7 (15)	12.2 (10)
Limit on number of youth who may be given preference (B58-59, C15-16, D13-14)	24.0 (6)	20.0 (3)	30.0 (3)
For FUP-eligible youth whose voucher has reached the 18-month limit (B60)	NA	24.0 (18)	NA
Limit on number of youth who may be given preference (B61-62)	NA	10.5 (2)	NA
Rank orders preference categories on waiting list (B63, C17, D15)	77.8 (28)	80.8 (21)	70.0 (7)
Rank of youth who aged out of foster care (B64, C18, D16)			
Top third	67.9 (19)	66.7 (14)	71.4 (5)
Middle third	10.7 (3)	9.5 (2)	14.3 (1)
Bottom third	21.4 (6)	23.8 (5)	14.3 (1)
Rank of youth whose FUP voucher has reached the 18-month limit (B65)			
Top third	NA	70.0 (14)	NA
Middle third	NA	5.0 (1)	NA
Bottom third	NA	25.0 (5)	NA
Does not have local preference categories for waiting list (B56, C13, D11)	18.6 (36)	15.6 (14)	21.2 (22)
Has a PBV program <sup>a</sup> (HUD-A.3.1.)	64.2 (111)	66.7 (52)	62.1 (59)
PBV preferences are different from HCV program preferences <sup>a</sup> (HUD-A.3.3.).	35.5 (39)	41.2 (21)	30.5 (18)
PBV preferences include a preference for youth aging out of foster care about to become homeless <sup>a</sup> (HUD-A.3.4).	5.1 (2)	9.5 (2)	0.0 (0)
Sample size	195	91	98

ACC = annual contributions contract. FUP = Family Unification Program. HCV = Housing Choice Voucher. HUD = U.S. Department of Housing and Urban Development. NA = data not available. PBV = project-based voucher. PHA = public housing agency.

<sup>a</sup> Data are from a separate survey of PHAs administered by Abt Associates on behalf of HUD. The survey, which focused on PHA engagement with homeless households, was fielded to the universe of PHAs in the summer of 2012.

Note: Sample size varies throughout the table as a result of skip patterns and nonresponse to a given item. Due to the complexity of the skip patterns, for this table, sample size is not reported for items in which the sample sizes differs from the final row of the table.

## Housing for Youth Aging Out of Foster Care

### Progress, Challenges, and Perspectives on Policy and Practice

In Section I, PHAs refer to those currently using FUP for youth.

**Table D.34. Factors Affecting Ability To Administer FUP to Eligible Youth**

	Percentage (n) of PHAs (B66)				Percentage (n) of PCWAs (38)			
	Not a Challenge	Somewhat of a Challenge	Major Challenge	No Response	Not a Challenge	Somewhat of a Challenge	Major Challenge	No Response
Rental market conditions	42.9 (39)	38.5 (35)	16.5 (15)	2.2 (2)	12.9 (9)	27.1 (19)	48.6 (34)	11.4 (8)
18-month time limit	23.1 (21)	31.9 (29)	40.7 (37)	4.4 (4)	11.4 (8)	32.9 (23)	45.7 (32)	10.0 (7)
Coordination with partner	50.5 (46)	34.1 (31)	13.2 (12)	2.2 (2)	64.3 (45)	21.4 (15)	4.3 (3)	10.0 (7)
Administrative costs	47.3 (43)	35.2 (32)	15.4 (14)	2.2 (2)	51.4 (36)	24.3 (17)	10.0 (7)	14.3 (10)
Service provision costs	46.2 (42)	35.2 (32)	13.2 (12)	5.5 (5)	47.1 (33)	34.3 (24)	5.7 (4)	12.9 (9)
Staffing resources	39.6 (36)	36.3 (33)	22.0 (20)	2.2 (2)	34.3 (24)	35.7 (25)	15.7 (11)	14.3 (10)
Waiting list procedures and administration	69.2 (63)	22.0 (20)	5.5 (5)	3.3 (3)	24.3 (17)	38.6 (27)	27.1 (19)	10.0 (7)
Relationships with landlords/property managers	64.8 (59)	30.8 (28)	2.2 (2)	2.2 (2)	25.7 (18)	54.3 (38)	7.1 (5)	12.9 (9)
Duration of search process	59.3 (54)	26.4 (24)	11.0 (10)	3.3 (3)	17.1 (12)	51.4 (36)	18.6 (13)	12.9 (9)
Complexity of leasing process	72.5 (66)	18.7 (17)	6.6 (6)	2.2 (2)	25.7 (18)	48.6 (34)	14.3 (10)	11.4 (8)
Inability to use project-based FUP-vouchers	70.3 (64)	13.2 (12)	8.8 (8)	7.7 (7)	30.0 (21)	34.3 (24)	17.1 (12)	18.6 (13)
Other: getting referrals/too few referrals		2.2 (2)				NA		
Other: too few FUP vouchers		NA				5.7 (4)		
Other: disconnect between Chafee funds (ends at age 21) and FUP (ends at age 22)		NA				1.4 (1)		
Sample size	91				70			

FUP = Family Unification Program. NA = data not available. PCWA = public child welfare agency. PHA = public housing agency.

## Housing for Youth Aging Out of Foster Care

**Table D.35. Progress Made**

	Percentage (n) of PHAs (since Entity began awarding FUP vouchers to youth) (B67)					Percentage (n) of PCWAs (since Entity began partnering with PHA) (39)				
	No Progress	Some Progress	Great Deal of Progress	Do not Know	No Response	No Progress	Some Progress	Great Deal of Progress	Do not Know	No Response
Coordination with partner	6.6 (6)	26.4 (24)	58.2 (53)	6.6 (6)	2.2 (2)	0.0 (0)	15.7 (11)	74.3 (52)	2.9 (2)	7.1 (5)
Identification and referral process	5.5 (5)	31.9 (29)	51.6 (47)	9.9 (9)	1.1 (1)	0.0 (0)	24.3 (17)	64.3 (45)	4.3 (3)	7.1 (5)
Housing search and selection process	6.6 (6)	36.3 (33)	36.3 (33)	18.7 (17)	2.2 (2)	5.7 (4)	44.3 (31)	31.4 (22)	11.4 (8)	7.1 (5)
Lease-up and move in process	6.6 (6)	34.1 (31)	47.3 (43)	11.0 (10)	1.1 (1)	2.9 (2)	34.3 (24)	40.0 (28)	15.7 (11)	7.1 (5)
Providing required services	NA	NA	NA	NA	NA	5.7 (4)	32.9 (23)	41.4 (29)	11.4 (8)	8.6 (6)
Increasing housing stability while youth are in the program	12.1 (11)	34.1 (31)	23.1 (21)	29.7 (27)	1.1 (1)	2.9 (2)	28.6 (20)	44.3 (31)	17.1 (12)	7.1 (5)
Reducing voucher turnover	14.3 (13)	35.2 (32)	15.4 (14)	33.0 (30)	2.2 (2)	2.9 (2)	32.9 (23)	30.0 (21)	27.1 (19)	7.1 (5)
Reducing post-FUP homelessness and housing instability	14.3 (13)	22.0 (20)	11.0 (10)	51.6 (47)	1.1 (1)	4.3 (3)	30.0 (21)	18.6 (13)	40.0 (28)	7.1 (5)
Sample size	91					70				

FUP = Family Unification Program. NA = data not available. PCWA = public child welfare agency. PHA = public housing agency.

## Housing for Youth Aging Out of Foster Care

**Table D.36. Perspectives on Policy and Practice**

	Percentage (n) of PHAs	Percentage (n) of PCWAs
Perspective on percentage of Chafee funds that may be spent on room and board for people who are at least 18 but not yet 21 years old (40)		
Should be higher than the current 30%	NA	57.1 (40)
Should be lower than the current 30%	NA	1.4 (1)
Should remain at 30%	NA	22.9 (16)
Do not know	NA	8.6 (6)
No Response	NA	10.0 (7)
Perspective on 18-month limit for HAP for FUP-eligible youth (B68; 41)		
Time limit should be eliminated	40.7 (37)	20.0 (14)
Time limit should be reduced	0.0 (0)	0.0 (0)
Time limit should be extended	46.2 (42)	58.6 (41)
Time limit should remain the same	8.8 (8)	10.0 (7)
Do not know	3.3 (3)	1.4 (1)
No response	1.1 (1)	10.0 (7)
Number of months suggested for time limit (B68, B69; 41, 42) (N=46 PHAs, 49 PCWAs)		
19 to 23 months	0.0 (0)	0.0 (0)
24 months	34.8 (16)	38.8 (19)
25 to 36 months	26.1 (12)	34.7 (17)
48 or more months	21.7 (10)	12.2 (6)
Do not know	15.2 (7)	0.0 (0)
No response	2.2 (1)	14.3 (7)
Perspective on elimination of requirement for PCWA to provide specific set of services to FUP-eligible youth during their 18 months of HAP eligibility (B70; 43)		
Service requirement should be eliminated	5.5 (5)	10.0 (7)
Service requirement should not be eliminated	93.4 (85)	84.3 (59)
No response	1.1 (1)	5.7 (4)
Perspective on application of service requirement to FUP-eligible families (B71;44)		
Service requirement should apply to families	87.9 (80)	45.7 (32)
Service requirement should not apply to families	11.0 (10)	47.1 (33)
No response	1.1 (1)	7.1 (5)
Perspective on ability of child welfare agencies to make FUP referrals to the PHA while youth are still housed in the foster care system (45, 46)		
PCWA should not be able to refer youth while housed in foster care	NA	8.6 (6)
PCWA should be able to refer youth while housed in foster care	NA	85.7 (60)
Among those who said PCWA should be able to refer youth while housed in foster care, recommended number of months before youth leave care in which agency should be able to refer youth for FUP (N=60 PCWAs):		
Less than 1 month	NA	0.0 (0)
1 to 3 months	NA	21.7 (13)
3 to 6 months	NA	41.7 (25)
6 to 9 months	NA	15.0 (9)
9 to 12 months	NA	16.7 (10)
More than a year	NA	5.0 (3)
Do not know	NA	0.0 (0)
Sample size	91	70

FUP = Family Unification Program. HAP = housing assistance payments. NA = data not available. PCWA = public child welfare agency. PHA = public housing agency.

Note: PHA sample size is 91, unless otherwise noted. PCWA sample size is 70, unless otherwise noted.

**APPENDIX E**  
**PHA SURVEY INSTRUMENT**



## HUD Survey:

### Addressing the Housing Needs of Youth Aging Out of Foster Care

*The U.S. Department of Housing and Urban Development (HUD) is conducting a study on the housing needs of the nearly 30,000 youth who age out of the foster care system each year. The goal of the study is to understand the issues associated with housing for youth aging out of foster care and help to develop and improve strategies for addressing these issues.*

*As part of that project, HUD has contracted with Mathematica Policy Research to conduct a survey of public housing agencies (PHAs) and their partnering public child welfare agencies (PCWAs) in communities that use Family Unification Program (FUP) vouchers. The purpose of the survey is to identify which communities allocate vouchers to youth aging out of foster care, and obtain information on how FUP vouchers work for this population. We are interested in learning from communities across the country that are currently serving FUP-eligible youth, as well as those that have done so in the past, and those that have never served eligible youth.*

*The questions in this survey ask you to think about FUP-eligible youth and their experiences in your program, and how these experiences differ from those of families in your community. You will also be asked about the child welfare system in your community and aspects of the program for which your role is critical. **Please answer the questions thinking about your role in serving FUP-eligible youth.** We will ask your partnering PCWA about their role in serving FUP-eligible youth in a separate survey.*

***If your agency has contracted out its FUP, please note that some questions may be better addressed by the contractor. You may wish to ask your contractor to provide you with the relevant information.***

***If your agency has multiple partner organizations administering FUP, please enlist the help of your largest partner to complete the survey.***

***This survey should take about 30 minutes to complete. Please note that we need to have all responses by November 6th. You may use either pen or pencil to mark your responses. Unless otherwise indicated, please answer all items.***

*Thank you in advance for responding to this survey. Your responses will help the U.S. Department of Housing and Urban Development better understand how communities are addressing the housing needs of foster youth aging out of care.*

*Please contact Debra Wright, (202) 554-7576 or [dwright@mathematica-mpr.com](mailto:dwright@mathematica-mpr.com), at Mathematica Policy Research with any questions about the survey.*

OMB Control No. 2528-0285

# SCREENER

## BACKGROUND INFORMATION

A1. What is the name of your PHA?

A2. So that we know who in the PHA is responding to this survey, please provide your contact information:

Name

Position

Email

A2a. Please provide your telephone number:

Ext.

A3. How long have you been employed by the PHA (in any position or title)?

YEARS MONTHS

LENGTH OF TIME AT PHA

## FUP SCREENER 1

A4. Our records indicate that your PHA CURRENTLY operates the Family Unification Program (FUP) or contracts with another agency to administer your FUP. Is this correct?

- Yes ..... 1 CONTINUE
- No ..... 0 SKIP TO END, PAGE 2

## FUP SCREENER 2

A5. Has your agency, or an agency you work with to administer the FUP, served a FUP-eligible YOUTH with a FUP voucher IN THE PAST 18 MONTHS?

- Yes ..... 1 SKIP TO CURRENT FUP-FOR-YOUTH MODULE B, PAGE 3
- No ..... 0 CONTINUE
- Don't Know ..... d SKIP TO END, PAGE 2



**FUP SCREENER 3**

**A6. Has your agency EVER served a FUP-eligible youth with a FUP voucher?**

- Yes ..... 1 SKIP TO PAST  
FUP-FOR-YOUTH  
MODULE C, PAGE  
21
- No ..... 0 SKIP TO NEVER  
FUP-FOR-YOUTH  
MODULE D, PAGE  
25
- Don't Know ..... d SKIP TO END

**END. Thank you for your time. We appreciate your responses. Those are all the questions we have for you today. Please send in your questionnaire using the provided postage-paid envelope today.**

# CURRENT FUP FOR YOUTH MODULE

## PHA'S HISTORICAL USE OF FUP FOR YOUTH AGING OUT OF FOSTER CARE

The questions in this section ask about your agency and its history with the Family Unification Program (FUP).

**B1. Does your PHA administer the FUP or do you contract with another organization(s) to administer the FUP for you?**

- Your PHA administers the FUP ..... 1
- Another organization administers the FUP ..... 2

*If another agency administers your FUP, please note that some questions may be better addressed by that contractor. You may wish to ask your contractor to complete those sections or provide you with the relevant information.*

**B2. What was the FIRST year you served a FUP-eligible youth through your agency's Family Unification Program (FUP)? If you are unsure, please provide your best estimate.**

YEAR

**B3. What was the MOST RECENT year you served a FUP-eligible youth through your agency's Family Unification Program (FUP)? If you are unsure, please provide your best estimate.**

YEAR

**B4. What are the reasons your agency decided to serve FUP-eligible youth with FUP vouchers?**

*Select all that apply*

- HUD requirement that FUP vouchers be used to serve FUP-eligible youth as well as FUP-eligible families ..... 1
- Many youth age out of foster care in this community ..... 2
- The housing needs of youth aging out of foster care are not being met in other ways in the community ..... 3
- Homelessness among former foster youth is a big problem in your community ..... 4
- Former foster youth comprise a large share of HCV applicants ..... 5
- Addressing the housing needs of former foster youth is a priority for your agency or in your community ..... 6
- Addressing the housing needs of youth generally is a priority for your agency or in your community ..... 7
- Addressing the housing needs of former foster youth is a priority for the public child welfare agency ..... 8
- Linking supportive services to subsidized housing is a priority ..... 9
- The public child welfare agency has the resources to provide the required support services ..... 10
- Other (SPECIFY) ..... 11

Specify

**PARTNER PCWA: CONTACT INFORMATION AND COLLABORATION**

**B5. What is the name of your partner public child welfare agency (PCWA)? Please provide the name of the partner PCWA itself, even if your partner PCWA contracts services to another provider that interacts with your PHA.**

**B5a. As part of this project, we will be contacting your partnering PCWA to ask them some additional questions about the FUP and services they provide to youth transitioning out of foster care.**

**Who is your contact person at the PCWA? Please indicate below the person at your partner PCWA that you contact the most. This person can be of any position or title.**

**B5b. What is this person's title/position?**

**B5c. What is your contact person's telephone number?**

Ext.

**B5d. What is your contact person's email address?**

**B5e. What is your contact person's mailing address?**

Street Address 1 (Include apartment number)

Street Address 2

City

State

Zip

The next few questions ask about your agency's collaboration with your partner PCWA.

**B6. How familiar are you with each of the following?**

Select one per row

	VERY	SOMEWHAT	NOT AT ALL
a. Characteristics of youth aging out of foster care and their housing needs	2 <input type="radio"/>	1 <input type="radio"/>	0 <input type="radio"/>
b. Your partner PCWA's procedures for identifying FUP-eligible youth	2 <input type="radio"/>	1 <input type="radio"/>	0 <input type="radio"/>
c. Your partner PCWA's procedures for referring FUP-eligible youth to your agency	2 <input type="radio"/>	1 <input type="radio"/>	0 <input type="radio"/>
d. Housing search assistance provided to FUP-eligible youth by your partner PCWA or contracted providers	2 <input type="radio"/>	1 <input type="radio"/>	0 <input type="radio"/>
e. Your partner PCWA's provision of supportive services to FUP-eligible youth	2 <input type="radio"/>	1 <input type="radio"/>	0 <input type="radio"/>

**B7. Has your partner PCWA ever provided your staff with training on the following?**

	YES	NO
a. Characteristics of youth aging out of foster care and their housing needs	1 <input type="radio"/>	0 <input type="radio"/>
b. How your partner PCWA identifies FUP-eligible youth	1 <input type="radio"/>	0 <input type="radio"/>
c. How your partner PCWA refers FUP-eligible youth to your agency	1 <input type="radio"/>	0 <input type="radio"/>
d. The types of housing search assistance provided to FUP-eligible youth by your partner PCWA or contracted providers	1 <input type="radio"/>	0 <input type="radio"/>
e. The types of supportive services provided to FUP-eligible youth by your partner PCWA or contracted providers	1 <input type="radio"/>	0 <input type="radio"/>
f. Other (SPECIFY)	1 <input type="radio"/>	0 <input type="radio"/>

**IF YOU ANSWERED "YES" TO ANY ITEM IN Q7, ANSWER Q8. IF YOU ANSWERED "NO" TO ALL ITEMS IN Q7, SKIP TO Q9.**

**B8. Considering all trainings your partner PCWA provides to your staff, how often does training occur? Include both formal and informal training sessions provided by your partner PCWA to your staff, but do not include meetings or briefings. If training occurred only during project start-up, select “Less than once per year.”**

*Select one only*

- Less than once per year ..... 1
- Annually ..... 2
- Twice a year ..... 3
- Quarterly ..... 4
- More than once per quarter ..... 5
- Don't Know ..... d

**B9. Has your staff ever provided your partner PCWA with training on the following?**

	YES	NO
a. Section 8 Housing Choice Voucher Program eligibility	1 <input type="radio"/>	0 <input type="radio"/>
b. Section 8 Housing Choice Voucher briefings	1 <input type="radio"/>	0 <input type="radio"/>
c. Housing search and lease-up processes within the Section 8 Housing Choice Voucher Program	1 <input type="radio"/>	0 <input type="radio"/>
d. Tracking and reporting requirements associated with the FUP	1 <input type="radio"/>	0 <input type="radio"/>
e. FUP-eligibility and other FUP requirements	1 <input type="radio"/>	0 <input type="radio"/>
f. Other (SPECIFY)	1 <input type="radio"/>	0 <input type="radio"/>

**B10. IF YOU ANSWERED “YES” TO ANY ITEM IN Q9, ANSWER Q10. IF YOU ANSWERED “NO” TO ALL ITEMS IN B9, SKIP TO B11.**

**Considering all trainings your staff provides your partner PCWA, how often does training occur? Include both formal and informal training sessions provided by your partner PCWA to your staff, but do not include meetings or briefings. If training occurred only during project start-up, select “Less than once per year.”**

*Select one only*

- Less than once per year ..... 1
- Annually ..... 2
- Twice a year ..... 3
- Quarterly ..... 4
- More than once per quarter ..... 5
- Don't Know ..... d

- B11. Does your agency have regular meetings with your partner PCWA about serving FUP-eligible youth? If meetings took place only at program start-up, select “No.”**
- Yes ..... 1
  - No ..... 0      SKIP TO B13b

**B12. How often are these meetings held?**

*Select one only*

- Weekly ..... 1
- Monthly ..... 2
- Quarterly ..... 3
- Twice a year ..... 4
- Annually ..... 5

**B13a. Apart from any regular meetings, how often does your agency communicate with your partner PCWA about serving FUP-eligible youth (either by phone, email, or in-person)?**

*Select one only*

- Daily ..... 1
- Weekly ..... 2
- Monthly ..... 3
- Quarterly ..... 4
- Other (SPECIFY) ..... 5

Specify

**B13b. IF YOU ANSWERED “NO” TO QUESTION B11, ANSWER B13B.**

**How often does your agency communicate with your partner PCWA about serving FUP-eligible youth (either by phone, email, or in-person)?**

*Select one only*

- Daily ..... 1
- Weekly ..... 2
- Monthly ..... 3
- Quarterly ..... 4
- Other (SPECIFY) ..... 5

Specify

## FUP VOUCHERS FOR FUP-ELIGIBLE YOUTH: VOUCHER ALLOCATION AND PROCESS

The questions in this next section ask about your current Family Unification Program.

**B14.** What is your agency's baseline number of FUP vouchers?

VOUCHERS

**B15.** As of today, how many FUP vouchers are currently leased up by FUP-eligible youth? If you do not know the exact number, your best guess is fine.

NUMBER OF VOUCHERS

**B16.** Does your agency set aside a specific number or percentage of FUP vouchers for FUP-eligible youth?

- Yes ..... 1  
 No ..... 0    SKIP TO B18

**B17.** How many or what percentage of FUP vouchers are set aside for FUP-eligible youth? If you do not know the exact number, your best guess is fine.

a.  NUMBER OF VOUCHERS

OR

b.  PERCENT OF VOUCHERS

The next few questions ask about the FUP referral process and Section 8 Housing Choice Voucher Program eligibility determination.

**B18.** On average, how many referrals for FUP-eligible youth does your agency receive in a typical quarter from your partner PCWA? If you do not know the exact number, your best guess is fine.

AVERAGE NUMBER OF REFERRALS PER QUARTER

**B19.** Approximately what percentage of the FUP-eligible youth who are referred to your agency ultimately lease up using a FUP voucher? If you do not know the exact percentage, your best guess is fine.

*Select one only*

- Less than 25% ..... 1  
 At least 25% but less than 50% ..... 2  
 About 50% ..... 3  
 More than 50% but less than 75% ..... 4  
 More than 75% ..... 5  
 Don't Know ..... d

**B20.** Does your partner PCWA pre-screen youth for Section 8 Housing Choice Voucher eligibility prior to referring them to your agency?

- Yes ..... 1
- No ..... 0
- Don't Know ..... d

**B21. Does your agency have an expedited or streamlined Section 8 Housing Choice Voucher eligibility determination process for FUP-eligible youth who have been referred by your partner PCWA?**

- Yes ..... 1
- No ..... 0

The next set of questions asks about the housing search process for FUP-eligible youth who have had a voucher briefing.

**B22. Once a FUP voucher has been issued to a FUP-eligible youth, how much time is a youth initially given for the housing search and lease-up process? We are interested in the initial voucher term for FUP-eligible youth.**

*Select one only*

- 60 days ..... 1
- 90 days ..... 2
- 120 days ..... 3
- More than 120 days ..... 4

**B23. How often are FUP-eligible youth able to find a suitable housing unit before their initial voucher term expires?**

*Select one only*

- Almost always ..... 1
- More than half of the time ..... 2
- About half of the time ..... 3
- Less than half of the time ..... 4
- Almost never ..... 5
- Don't Know ..... d



**B24. How often does your agency grant an extension to FUP-eligible youth whose initial voucher term is going to expire?**

*Select one only*

- Almost always ..... 1
- More than half of the time.....2
- About half of the time .....3
- Less than half of the time .....4
- Almost never .....5
- Don't Know .....d

**B25. How much time is typically necessary for FUP-eligible youth to lease up, compared to the amount of time for participants in the standard Section 8 Housing Choice Voucher Program?**

*Select one only*

- Youth typically require MORE time to lease up..... 1
- Youth typically require ABOUT THE SAME amount of time to lease-up.....2
- Youth typically require LESS time to lease up ..... 3
- Don't Know .....d

**B26. Does your agency, or your agency's contracted provider, provide any of the following types of housing search assistance to FUP-eligible youth? Please do not include assistance that is only provided by your partner PCWA or your partner PCWA's contractor.**

	YES	NO
a. Provide information about different neighborhoods	1 <input type="radio"/>	0 <input type="radio"/>
b. Take youth on neighborhood tours	1 <input type="radio"/>	0 <input type="radio"/>
c. Transport youth to visit housing units	1 <input type="radio"/>	0 <input type="radio"/>
d. Provide a listing of vacant rental units	1 <input type="radio"/>	0 <input type="radio"/>
e. Refer youth to property managers/landlords known to accept FUP vouchers	1 <input type="radio"/>	0 <input type="radio"/>
f. Work with landlords/property managers to help youth secure housing	1 <input type="radio"/>	0 <input type="radio"/>
g. Provide information about tenant rights and responsibilities	1 <input type="radio"/>	0 <input type="radio"/>
h. Provide information about subsidized housing including eligibility requirements	1 <input type="radio"/>	0 <input type="radio"/>
i. Provide information about public transportation services	1 <input type="radio"/>	0 <input type="radio"/>
j. Help youth locate housing near school or work	1 <input type="radio"/>	0 <input type="radio"/>
k. Other (SPECIFY)	1 <input type="radio"/>	0 <input type="radio"/>

**B27. Does your agency, or your agency’s contracted provider, provide assistance to FUP-eligible youth in their search for a suitable housing unit, beyond what your agency provides to participants in the standard Section 8 Housing Choice Voucher Program? Please do not include housing search assistance that is only provided by your partner PCWA or your partner PCWA’s contractor.**

- Yes ..... 1
- No ..... 0
- Don't Know ..... d

**B28. Does your agency, or your agency’s contracted provider, provide FUP-eligible youth with...**

	YES	NO
a. Pre-move counseling?	1 <input type="radio"/>	0 <input type="radio"/>
b. Post-move counseling?	1 <input type="radio"/>	0 <input type="radio"/>

**B29. IF YOU ANSWERED “YES” TO EITHER ITEM IN Q28, ANSWER Q29. IF YOU ANSWERED “NO” TO BOTH ITEMS IN Q28, SKIP TO Q30.**

**What does this counseling include?**

	YES	NO
a. Information about tenant rights and responsibilities	1 <input type="radio"/>	0 <input type="radio"/>
b. Information about budgeting	1 <input type="radio"/>	0 <input type="radio"/>
c. Information about credit	1 <input type="radio"/>	0 <input type="radio"/>
d. Information about landlord mediation	1 <input type="radio"/>	0 <input type="radio"/>
e. Information about the benefits of living in low-poverty areas (low poverty areas are areas where the poverty rate is 10% or less)	1 <input type="radio"/>	0 <input type="radio"/>
f. Other (SPECIFY)	1 <input type="radio"/>	0 <input type="radio"/>

**B30. Does your agency, or your agency’s contracted provider, encourage youth to consider housing units in low-poverty areas, that is, areas where the poverty rate is 10% or less?**

- Yes ..... 1
- No ..... 0

**B32. How often does your agency engage in any outreach to educate landlords or property managers about FUP for youth who have aged out of foster care? This outreach may be in combination with or in addition to outreach to educate landlords or property managers about the standard Section 8 Housing Choice Voucher Program.**

*Select one only*

- At least once a month ..... 1
- Every few months ..... 2
- At least once per year ..... 3
- Less than once a year ..... 4
- Never ..... 0

**B33. How often do FUP-eligible youth typically need to request tenancy approval for more than one housing unit before finding one which your agency approves?**

*Select one only*

- Almost always ..... 1
- More than half of the time.....2
- About half of the time .....3
- Less than half of the time .....4
- Almost never .....5
- Don't Know .....d

**B34. How does the number of requests for tenancy approval made by FUP-eligible youth compare to the number made by participants in the standard Section 8 Housing Choice Voucher Program?**

*Select one only*

- Youth typically request tenancy approval on MORE units before lease-up ..... 1
- Youth typically request tenancy approval on ABOUT THE SAME number of units before lease-up.....2
- Youth typically request tenancy approval on FEWER units before lease-up .....3
- Don't Know .....d

**B35. How often do the housing units for which FUP-eligible youth request tenancy approval fail inspection during the PHA housing quality inspection?**

*Select one only*

- Almost always ..... 1
- More than half of the time.....2
- About half of the time .....3
- Less than half of the time .....4
- Almost never .....5
- Don't Know .....d

**B36. How often do FUP-eligible youth request tenancy approval for units for which the rent is determined to be unreasonable during the PHA review?**

*Select one only*

- Almost always ..... 1
- More than half of the time.....2
- About half of the time .....3
- Less than half of the time .....4
- Almost never .....5
- Don't Know .....d

**B37. What percentage of the FUP-eligible youth who are issued a FUP voucher successfully lease-up?**

*Select one only*

- Less than 25%..... 1
- At least 25% but less than 50%.....2
- About 50%.....3
- More than 50% but less than 75% .....4
- More than 75% .....5
- Don't Know .....d

**The next set of questions asks about the housing stability of FUP-eligible youth once they lease up.**

**B38. How long do FUP-eligible youth typically stay in the FIRST housing unit leased with a FUP voucher?**

*Select one only*

- Less than 3 months..... 1
- 3 to 6 months.....2
- 7 to 12 months.....3
- 13 to 18 months.....4
- More than 18 months (i.e., youth remain in the unit after voucher expires) .....5
- Don't Know .....d

**B39. How often do youth stay in that FIRST housing unit for the full 18 months they are eligible for the FUP subsidy?**

*Select one only*

- Almost always ..... 1
- More than half of the time.....2
- About half of the time ..... 3
- Less than half of the time .....4
- Almost never .....5
- Don't Know .....d

**B40. On average, about how many times do FUP-eligible youth move from one housing unit to another with their FUP voucher during their 18 months of eligibility? An estimate is fine. Please do not include moves associated with the end of the 18 months of FUP eligibility or termination from the program.**

*Select one only*

- 0 .....0
- 1 ..... 1
- 2 .....2
- 3 or more ..... 3
- Don't Know ..... d

Some youth leave or are terminated from FUP before their 18 months of housing assistance payments (HAP) are exhausted. The next few questions are about youth that exit the program before 18 months have passed.

**B41. How often do FUP-eligible youth keep their voucher until their 18 months of HAP are exhausted? If your agency does not keep track of this number, please provide your best guess.**

*Select one only*

- Almost always ..... 1
- More than half of the time.....2
- About half of the time .....3
- Less than half of the time .....4
- Almost never .....5
- Don't Know .....d

**B42. What are the most common reasons for FUP-eligible youth to be terminated from the program before their 18 months of HAP is exhausted?**

*Select all that apply*

- Youth move out of the leased unit without giving notice ..... 1
  - Youth violate lease (e.g., damage to the unit, or nonpayment of rent).....2
  - Youth violate program rules (e.g., fraud).....3
  - Youth are involved in criminal activity .....4
  - Other reason (SPECIFY).....5
- Specify
- Don't Know .....d

**B43. Does your agency or your agency's contracted provider provide transitional counseling or other assistance to FUP-eligible youth as they approach their 18-month time limit? Please do not include any assistance provided by your partner PCWA or your partner PCWA's contractor.**

- Yes ..... 1
- No.....0      SKIP TO B45

**B44. Does your agency, or your agency's contracted provider, automatically provide this transitional counseling or other assistance or must youth specifically request it? Please do not include any assistance provided by your partner PCWA or your partner PCWA's contractor.**

- Youth must specifically request assistance..... 1
- Your agency or contractor automatically provides assistance .....2

## OTHER HOUSING OPTIONS FOR FOSTER YOUTH AGING OUT

Now we would like to ask you some questions about your public housing waiting list and your Section 8 Housing Choice Voucher waiting list.

**B45. Does your agency currently administer a public housing program?**

- Yes ..... 1
- No ..... 0 SKIP TO B56
- Don't Know ..... d SKIP TO B56

**B46. Has your agency established local preference categories for its public housing waiting list?**

- Yes ..... 1
- No ..... 0 SKIP TO B56

**B47. Does your agency have a local preference on its public housing waiting list for youth who have aged out of foster care?**

- Yes ..... 1
- No ..... 0 SKIP TO B50

**B48. Is there a limit on the number of youth who have aged out of foster care that can be given preference on the public housing waiting list?**

- Yes ..... 1
- No ..... 0 SKIP TO B50

**B49. What is that limit? If you do not know the exact number, your best guess is fine.**

LIMIT ON YOUTH AGED OUT OF FOSTER CARE

**B50. Does your agency have a local preference on its public housing waiting list for FUP-eligible youth whose voucher has reached the 18-month limit?**

- Yes ..... 1
- No ..... 0 SKIP TO B53

**B51. Is there a limit on the number of youth whose FUP voucher has reached the 18-month limit that can be given preference on the public housing waiting list?**

- Yes ..... 1
- No ..... 0 SKIP TO B53

**B52. What is that limit? If you do not know the exact number, your best guess is fine.**

LIMIT ON YOUTH WHO REACHED  
THE 18-MONTH FUP PERIOD

IF YOU ANSWERED "YES" TO Q47 OR Q50, CONTINUE TO Q53. IF YOU ANSWERED "NO" TO BOTH, SKIP TO Q56.

- B53. Does your agency rank order preferences to establish a hierarchy of applicants within your system of preferences for your public housing waiting list?**
- Yes ..... 1
- No ..... 0      SKIP TO B56
- B54. Where do youth who aged out of foster care fall in the ranking of preference categories?**
- Select one only*
- Top third ..... 1
- Middle third ..... 2
- Bottom third ..... 3
- B55. Where do youth whose FUP voucher has reached the 18-month limit fall in the ranking of preference categories?**
- Select one only*
- Top third ..... 1
- Middle third ..... 2
- Bottom third ..... 3
- B56. Has your agency established local preference categories for its Section 8 Housing Choice Voucher program waiting list?**
- Yes ..... 1
- No ..... 0      SKIP TO B66
- B57. Does your agency have a local preference on its Section 8 Housing Choice Voucher waiting list for youth who have aged out of foster care?**
- Yes ..... 1
- No ..... 0      SKIP TO B60
- B58. Is there a limit on the number of youth who have aged out of foster care that can be given preference on the Section 8 Housing Choice Voucher waiting list?**
- Yes ..... 1
- No ..... 0      SKIP TO B60
- B59. What is that limit? If you do not know the exact number, your best guess is fine.**
- LIMIT ON YOUTH AGED OUT OF FOSTER CARE
- B60. Does your agency have a local preference on its Section 8 Housing Choice Voucher waiting list for FUP-eligible youth whose voucher has reached the 18-month limit?**
- Yes ..... 1
- No ..... 0      SKIP TO B63
- B61. Is there a limit on the number of youth whose FUP voucher has reached the 18-month limit that can be given preference on the Section 8 Housing Choice Voucher waiting list?**
- Yes ..... 1
- No ..... 0      SKIP TO B63

**B62. What is that limit? If you do not know the exact number, your best guess is fine.**

LIMIT ON YOUTH WHO REACHED  
THE 18-MONTH FUP PERIOD

IF YOU ANSWERED "YES" TO Q57 OR Q60, CONTINUE TO Q63. IF YOU  
ANSWERED "NO" TO BOTH, SKIP TO Q66.

**B63. Does your agency rank order preferences to establish a hierarchy of applicants within your system of preferences for your Section 8 Housing Choice Voucher waiting list?**

- Yes ..... 1
- No ..... 0      SKIP TO B66

**B64. Where do youth who aged out of foster care fall in the ranking of preference categories?**

*Select one only*

- Top third ..... 1
- Middle third ..... 2
- Bottom third ..... 3

**B65. Where do youth whose FUP voucher has reached the 18-month limit fall in the ranking of preference categories?**

*Select one only*

- Top third ..... 1
- Middle third ..... 2
- Bottom third ..... 3



## PROGRESS AND CHALLENGES USING FUP

The questions in this section ask about the challenges your agency has faced and the progress it has made in administering FUP vouchers to FUP-eligible youth.

**B66.** Below is a list of factors that may affect your agency's ability to administer FUP vouchers to eligible youth. For each factor, please indicate how much of a challenge it presents/has presented to your agency.

*Select one per row*

	NOT A CHALLENGE	SOMEWHAT OF A CHALLENGE	MAJOR CHALLENGE
a. Rental market conditions (e.g., affordability and/or quality of appropriate rental housing)	1 <input type="radio"/>	2 <input type="radio"/>	3 <input type="radio"/>
b. The 18-month time limit on FUP assistance	1 <input type="radio"/>	2 <input type="radio"/>	3 <input type="radio"/>
c. Coordination with your partner PCWA	1 <input type="radio"/>	2 <input type="radio"/>	3 <input type="radio"/>
d. Administrative costs	1 <input type="radio"/>	2 <input type="radio"/>	3 <input type="radio"/>
e. Service provision costs	1 <input type="radio"/>	2 <input type="radio"/>	3 <input type="radio"/>
f. Staffing resources	1 <input type="radio"/>	2 <input type="radio"/>	3 <input type="radio"/>
g. Wait list procedures and administration	1 <input type="radio"/>	2 <input type="radio"/>	3 <input type="radio"/>
h. Relationships with landlords/property managers	1 <input type="radio"/>	2 <input type="radio"/>	3 <input type="radio"/>
i. Duration of search process	1 <input type="radio"/>	2 <input type="radio"/>	3 <input type="radio"/>
j. Complexity of leasing process (for initial units and unit changes)	1 <input type="radio"/>	2 <input type="radio"/>	3 <input type="radio"/>
k. Inability to use project-based FUP-vouchers	1 <input type="radio"/>	2 <input type="radio"/>	3 <input type="radio"/>
l. Other (SPECIFY) <input style="width: 150px; height: 15px;" type="text"/>	1 <input type="radio"/>	2 <input type="radio"/>	3 <input type="radio"/>

**B67. Please indicate how much progress your agency has made with respect to each of the following over the course of the entire period it has been awarding FUP vouchers to youth. Progress can refer to any aspect of implementation that is meaningful to your agency, such as increased efficiency or effectiveness. If your agency is not involved in an area listed, select “Don’t Know/Info Unavailable.”**

*Select one per row*

	NO PROGRESS	SOME PROGRESS	A GREAT DEAL OF PROGRESS	DON'T KNOW/ INFO UNAVAILABLE
a. Coordination with PCWA	0 <input type="radio"/>	1 <input type="radio"/>	2 <input type="radio"/>	d <input type="radio"/>
b. Identification and referral process	0 <input type="radio"/>	1 <input type="radio"/>	2 <input type="radio"/>	d <input type="radio"/>
c. Housing search and selection process	0 <input type="radio"/>	1 <input type="radio"/>	2 <input type="radio"/>	d <input type="radio"/>
d. Lease-up and move in process	0 <input type="radio"/>	1 <input type="radio"/>	2 <input type="radio"/>	d <input type="radio"/>
e. Increasing housing stability while youth are in the program	0 <input type="radio"/>	1 <input type="radio"/>	2 <input type="radio"/>	d <input type="radio"/>
f. Reducing post-FUP homelessness and housing instability	0 <input type="radio"/>	1 <input type="radio"/>	2 <input type="radio"/>	d <input type="radio"/>
g. Reducing voucher turnover	0 <input type="radio"/>	1 <input type="radio"/>	2 <input type="radio"/>	d <input type="radio"/>

**PERSPECTIVES ON PRACTICE AND POLICY**

**B68. Under the current statutory requirements, FUP-eligible youth are limited to 18-months of housing assistance payments (HAP). In your opinion, should this time limit be eliminated, reduced, extended, or remain the same?**

*Select one only*

- Eliminated..... 1 SKIP TO B70
- Reduced ..... 2
- Extended ..... 3
- Remain the same ..... 4 SKIP TO B70
- Don't Know ..... d

**B69. In your opinion, for how many months should FUP-eligible youth be eligible for HAP?**

MONTHS

**B70. Partner PCWAs are required to provide a specific set of services to FUP-eligible youth during their 18-months of eligibility for HAP. In your opinion, should this service requirement be eliminated?**

- Yes, eliminate service requirement ..... 1
- No, do NOT eliminate service requirement ..... 2

**B71. This service requirement does not apply to FUP-eligible families. Should this service requirement also apply to FUP-eligible families?**

- Yes, service requirement should apply to families ..... 1
- No, service requirement should not apply to families ..... 2

**B72. If there is anything else you would like to share with HUD about serving youth with FUP, please enter your comments below.**

**Thank you for your time. We appreciate your responses. They will help the U.S. Department of Housing and Urban Development better understand and plan for housing services for transitioning foster youth. Please send in your questionnaire using the provided postage-paid envelope today.**

# PAST FUP FOR YOUTH

## PHA'S HISTORY OF USING FUP FOR FOSTER YOUTH AGING OUT OF CARE

The questions in this section ask about your agency's history with the Family Unification Program (FUP).

**C1. What was the FIRST year you served a FUP-eligible youth through your agency's Family Unification Program (FUP)? If you are unsure, please make your best estimate.**

YEAR

**C2. What was the most recent year you served a FUP-eligible youth through your agency's Family Unification Program (FUP)? If you are unsure, please make your best estimate.**

YEAR

## REASONS FUP VOUCHERS NOT AWARDED TO FOSTER YOUTH AGING OUT

**C3. Why is your agency no longer serving FUP-eligible youth with FUP vouchers?**

*Select all that apply*

- Too few youth age out of foster care in this community ..... 1
- Housing needs of youth aging out foster care are being met in other ways..... 2
- Your agency prefers to devote all of its FUP vouchers to families ..... 3
- 18-month time limit for FUP-eligible youth created an excessive burden for your agency ..... 4
- The public child welfare agency does not have the resources to provide the required support services ..... 5
- Lack of or weak working relationship with the public child welfare agency ..... 6
- Any other reasons (SPECIFY) ..... 7

Specify

- Don't Know ..... d

**C4. How likely is it that your agency will serve FUP-eligible youth with FUP vouchers in the future?**

*Select one only*

- Not at all likely ..... 1
- Somewhat likely ..... 2
- Very likely ..... 3
- Don't know ..... d

**C5. Which of the following would increase the likelihood that your agency would serve FUP-eligible youth with FUP vouchers in the future?**

*Select all that apply*

- If your agency was awarded additional FUP vouchers ..... 1
  - If your agency received assistance with establishing and/or strengthening collaboration with your local PCWA ..... 2
  - If your agency received training to aid your understanding of the particular housing needs of young adults..... 3
  - If your agency received guidance from successful models for serving youth aging out of foster care through FUP ..... 4
  - If additional resources were made available to provide services and supports to FUP-eligible youth once they have leased up ..... 5
  - If the 18-month time limit was removed..... 6
  - Any other reasons (SPECIFY) ..... 7
- Specify
- Don't Know ..... d

**OTHER HOUSING OPTIONS FOR FOSTER YOUTH AGING OUT**

First, we would like to ask you some questions about your public housing waiting list and your Section 8 Housing Choice Voucher waiting list.

**C6. Does your agency currently administer a public housing program?**

- Yes ..... 1
- No ..... 0 SKIP TO C13
- Don't Know ..... d SKIP TO C13

**C7. Has your agency established local preference categories for its public housing waiting list?**

- Yes ..... 1
- No ..... 0 SKIP TO C13

**C8. Does your agency have a local preference on its public housing waiting list for youth who have aged out of foster care?**

- Yes ..... 1
- No ..... 0 SKIP TO C13

**C9. Is there a limit on the number of youth who have aged out of foster care that can be given preference on the public housing waiting list?**

- Yes ..... 1
- No ..... 0 SKIP TO C11

**C10. What is that limit? If you do not know the exact number, your best guess is fine.**

LIMIT ON YOUTH AGED OUT OF FOSTER CARE

**C11. Does your agency rank order preferences to establish a hierarchy of applicants within your system of preferences for your public housing waiting list?**

- Yes ..... 1
- No ..... 0    SKIP TO C13

**C12. Where do youth who aged out of foster care fall in the ranking of preference categories?**

*Select one only*

- Top third ..... 1
- Middle third ..... 2
- Bottom third ..... 3

**We are interested in knowing more about your agency's Section 8 Housing Choice Voucher program.**

**C13. Has your agency established local preference categories for its Section 8 Housing Choice Voucher program waiting list?**

- Yes ..... 1
- No ..... 0    SKIP TO C19

**C14. Does your agency have a local preference on its Section 8 Housing Choice Voucher waiting list for youth who have aged out of foster care?**

- Yes ..... 1
- No ..... 0    SKIP TO C19

**C15. Is there a limit on the number of youth who have aged out of foster care that can be given preference on the Section 8 Housing Choice Voucher waiting list?**

- Yes ..... 1
- No ..... 0    SKIP TO C17

**C16. What is that limit? If you do not know the exact number, your best guess is fine.**

LIMIT ON YOUTH AGED OUT OF FOSTER CARE

**C17. Does your agency rank order preferences to establish a hierarchy of applicants within your system of preferences for your Section 8 Housing Choice Voucher waiting list?**


- Yes ..... 1
- No ..... 0    SKIP TO C19

**C18. Where do youth who have aged out of foster care fall in the ranking of preference categories?**

*Select one only*

- Top third ..... 1
- Middle third ..... 2
- Bottom third ..... 3

**C19. If there is anything else you would like to share with HUD about serving youth with FUP, please enter your comments below.**

A large, empty rectangular box with a thin black border, intended for the respondent to enter their comments.

**END. Thank you for your time. We appreciate your responses. They will help the U.S. Department of Housing and Urban Development better understand and plan for housing services for transitioning foster youth. Please send in your questionnaire using the provided postage-paid envelope today.**

# NEVER FUP FOR YOUTH

## REASONS FUP VOUCHERS NOT AWARDED TO FOSTER YOUTH

### D1. Why has your agency never served FUP-eligible youth with FUP vouchers?

Select all that apply

- The public child welfare agency (PCWA) has never referred a youth to your program ..... 1
  - Too few youth age out of foster care in this community ..... 2
  - Housing needs of youth aging out foster care are met in other ways ..... 3
  - Your agency prefers to devote all of its vouchers to families ..... 4
  - 18-month time limit for FUP-eligible youth would create an excessive burden for your agency ..... 5
  - The PCWA does not have the resources to provide the required support services ..... 6
  - Lack of or weak working relationship with the public child welfare agency ..... 7
  - Any other reasons (SPECIFY) ..... 8
- Specify
- Don't Know ..... d

### D2. How likely is it that your agency will serve FUP-eligible youth with FUP vouchers in the future?

Select one only

- Not at all likely ..... 1
- Somewhat likely ..... 2
- Very likely ..... 3
- Don't Know ..... d

### D3. Which of the following would increase the likelihood that your agency would serve FUP-eligible youth with FUP vouchers in the future?

Select all that apply

- If your agency were awarded additional FUP vouchers ..... 1
  - If your agency received assistance with establishing and/or strengthening collaboration with your local PCWA ..... 2
  - If your agency received training to aid your understanding of the particular housing needs of young adults ..... 3
  - If your agency received guidance from successful models for serving youth aging out of foster care through FUP ..... 4
  - If additional resources were made available to provide services and supports to FUP-eligible youth once they have leased up ..... 5
  - If the 18-month time limit were removed ..... 6
  - Any other reasons (SPECIFY) ..... 7
- Specify
- Don't Know ..... d



## OTHER HOUSING OPTIONS FOR FOSTER YOUTH AGING OUT

First, we would like to ask you some questions about your public housing waiting list and your Section 8 Housing Choice Voucher waiting list.

**D4. Does your agency currently administer a public housing program?**

- Yes ..... 1
- No ..... 0 SKIP TO D11
- Don't Know ..... d SKIP TO D11

**D5. Has your agency established local preference categories for its public housing waiting list?**

- Yes ..... 1
- No ..... 0 SKIP TO D11

**D6. Does your agency have a local preference on its public housing waiting list for youth who have aged out of foster care?**

- Yes ..... 1
- No ..... 0 SKIP TO D11

**D7. Is there a limit on the number of youth who have aged out of foster care that can be given preference on the public housing waiting list?**

- Yes ..... 1
- No ..... 0 SKIP TO D9

**D8. What is that limit? If you do not know the exact number, your best guess is fine.**

LIMIT ON YOUTH AGED OUT OF FOSTER CARE

**D9. Does your agency rank order preferences to establish a hierarchy of applicants within your system of preferences for your public housing waiting list?**

- Yes ..... 1
- No ..... 0 SKIP TO D11

**D10. Where do youth who aged out of foster care fall in the ranking of preference categories?**

*Select one only*

- Top third ..... 1
- Middle third ..... 2
- Bottom third ..... 3

**We are interested in knowing more about your agency's *Section 8 Housing Choice Voucher Program*.**

- D11. Has your agency established local preference categories for its Section 8 Housing Choice Voucher program waiting list?**
- Yes ..... 1
- No ..... 0 SKIP TO D17
- D12. Does your agency have a local preference on its Section 8 Housing Choice Voucher waiting list for youth who have aged out of foster care?**
- Yes ..... 1
- No ..... 0 SKIP TO D17
- D13. Is there a limit on the number of youth who have aged out of foster care that can be given preference on the Section 8 Housing Choice Voucher waiting list?**
- Yes ..... 1
- No ..... 0 SKIP D15
- D14. What is that limit? If you do not know the exact number, your best guess is fine.**
- LIMIT
- D15. Does your agency rank order preferences to establish a hierarchy of applicants within your system of preferences for the Section 8 Housing Choice Voucher waiting list?**
- Yes ..... 1
- No ..... 0 SKIP TO D17
- D16. Where do youth who have aged out of foster care fall in the ranking of preference categories?**
- Select one only*
- Top third ..... 1
- Middle third ..... 2
- Bottom third ..... 3
- D17. If there is anything else you would like to share with HUD about serving youth with FUP, please enter your comments below.**

**END. Thanks very much for your time. Your responses will help the U.S. Department of Housing and Urban Development better understand the housing services provided by different communities to youth aging out of foster care. Please send in your questionnaire using the provided postage-paid envelope today.**

**APPENDIX F**  
**PCWA SURVEY INSTRUMENT**



## HUD Survey:

### Addressing the Housing Needs of Youth Aging Out of Foster Care

The U.S. Department of Housing and Urban Development (HUD) is collaborating with the U.S. Department of Health and Human Services (DHHS), Office of the Assistant Secretary for Planning and Evaluation (ASPE) to conduct a study on the housing needs of the nearly 30,000 youth who age out of the foster care system each year. The goal of the study is to understand the issues associated with housing for youth aging out of foster care and help develop and improve strategies for addressing them.

As part of this project, HUD has contracted with Mathematica Policy Research to conduct a web-based survey of public child welfare agencies (PCWAs) and their partnering public housing agencies (PHAs) in communities that use Family Unification Program (FUP) vouchers to serve youth aging out of foster care. **The FUP is a program under which Section 8 Housing Choice Vouchers are provided to families with children whose placement in out-of-home foster care is imminent (or whose discharge to the family from out-of-home care is delayed) because of a lack of adequate housing, and to youth between 18 and 21 who have left foster care and have inadequate housing.** The purpose of this survey is to learn how FUP is being used to address the housing needs of youth aging out of foster care, as well as to identify any unique benefits or challenges your PCWA has experienced serving this population in partnership with your local PHA. One of your partnering PHA (or PHAs) has indicated that they are currently collaborating with you to administer the FUP, and specifically, to use some number of FUP vouchers to serve youth aging out of foster care.

In this survey we will ask questions about the child welfare system in your state, your agencies collaboration with your PHA, how your agency identifies and refers FUP-eligible youth, housing options for youth aging out of foster care, your experiences using FUP vouchers, and your perspectives on practice and policy. **Please answer the questions thinking about your role in serving FUP-eligible youth.** We asked your partnering PHA about their role serving FUP-eligible youth in a separate survey.

**If your agency has contracted with a separate organization to operate FUP for youth or to provide supportive services to FUP-eligible youth, please note that some questions may be better addressed by that contractor. You may wish to ask your contractor to complete those sections (you may share your log-in information if you wish) or provide you with the relevant information.**

**It is possible that your agency may work with multiple PHAs to administer FUP vouchers. If this is the case, we ask you to complete the survey focusing on the PHA to whom you have referred the most foster youth during the past 18 months.**

This survey should take about 30 minutes to complete. If you cannot complete the survey in one sitting, you may save your place in the survey and finish it at a later time. Please note, however, that we need to have all responses by December 26, 2012.

Thank you in advance for responding to this survey. Your responses will help the U.S. Department of Housing and Urban Development and U.S. Department of Health and Human Services better understand how communities are serving the housing needs of foster youth aging out of care.

Please contact Debra Wright, (202) 554-7576 or [dwright@mathematica-mpr.com](mailto:dwright@mathematica-mpr.com), at Mathematica Policy Research with any questions about the survey.

OMB Control Number: No. 2528-0285

BACKGROUND INFORMATION

1. Public Child Welfare Agency (PCWA) Name: [ ]

2. So that we know who in your PCWA is responding to this survey, please provide your contact information:

Name [ ]

Position [ ]

Email [ ]

2A. Please provide your telephone number:

[ ] [ ] [ ] [ ]  
Ext.

3. How long have you been employed by your PCWA (in any position or with any title)?

[ ] [ ]  
YEARS MONTHS

4. How would you describe your state's child welfare system? Is it state supervised and state-administered, state supervised and county administered, or something else?

Select one only

- State supervised and state-administered ..... 1
- State supervised and county-administered ..... 2
- Something else (SPECIFY) ..... 3

Specify [ ]

We understand that a single PCWA may partner with multiple PHAs to administer the Family Unification Program (FUP).

5A. How many PHAs does your PCWA currently partner with to administer the FUP?

[ ] NUMBER

**5B. How many of these partner PHAs currently use FUP vouchers to serve youth aging out of foster care?**

NUMBER

IF YOUR ANSWER IS 1, SKIP TO 5C\_1

IF YOUR ANSWER IS TWO OR MORE, SKIP TO 5C\_2

- None .....0 SKIP TO END
- Don't Know .....d

**5C\_1. For the purpose of this particular survey, please focus on the PHA you partner with that currently uses FUP vouchers to serve youth aging out of foster care.**

**5C\_2. For the purpose of this particular survey, please focus on the partner PHA that you have referred the most youth to during the past 18 months.**

**5D. What is the name of this PHA?**

SKIP TO Q6  
ON PAGE 3

**END. Thank you for your time. We appreciate your responses. Those are all the questions we have for you today.**

**B. SERVING YOUTH AGING OUT OF FOSTER CARE**

**CHILD WELFARE CONTEXT**

The next set of questions asks about the child welfare system in your state.

The Fostering Connections to Success and Increasing Adoptions Act of 2008 extends the age of Title IV-E—eligibility from 18 to 21 years old for foster youth who meet at least one of the following criteria:

- Completing secondary education or a program leading to an equivalent credential;
- Enrolled in an institution which provides postsecondary or vocational education;
- Participating in a program or activity designed to promote, or remove barriers to, employment;
- Employed for at least 80 hours per month;
- Incapable of doing any of the above due to a medical condition

6. Federal law requires that youth receive assistance with transitioning planning during the 90 days (3 months) prior to the date on which they will age out of foster care.

Does this transition planning typically begin more than 90 days prior to the date on which youth will age out?

- Yes ..... 1
- No ..... 0 SKIP TO Q8
- Don't Know ..... d SKIP TO Q8

7. How many months before a youth ages out of care does this transition planning typically begin?

Select one only

- 3 to 6 months ..... 2
- 7 to 12 months ..... 3
- 13 to 18 months ..... 4
- More than 18 months ..... 5
- Don't Know ..... d

8. Does your agency, or your agency's contracted provider, provide any of the following types of housing search assistance to youth who are preparing to age out of care in your partner PHA's jurisdiction? If your partner PHA's jurisdiction spans multiple counties and the housing search assistance you provide varies by county, please answer thinking about the county in your partner PHA's jurisdiction with the largest foster care population.

	YES	NO
a. Provide information about different neighborhoods	1 <input type="radio"/>	0 <input type="radio"/>
b. Take youth on neighborhood tours	1 <input type="radio"/>	0 <input type="radio"/>
c. Transport youth to visit housing units	1 <input type="radio"/>	0 <input type="radio"/>
d. Provide a listing of vacant rental units	1 <input type="radio"/>	0 <input type="radio"/>
e. Refer youth to property managers/landlords known to accept youth	1 <input type="radio"/>	0 <input type="radio"/>
f. Work with landlords/property managers to help youth secure housing	1 <input type="radio"/>	0 <input type="radio"/>
g. Provide information about tenant rights and responsibilities	1 <input type="radio"/>	0 <input type="radio"/>
h. Provide information about subsidized housing including eligibility requirements	1 <input type="radio"/>	0 <input type="radio"/>
i. Provide information about public transportation services	1 <input type="radio"/>	0 <input type="radio"/>
j. Help youth locate housing near school or work	1 <input type="radio"/>	0 <input type="radio"/>
k. Other (SPECIFY)	1 <input type="radio"/>	0 <input type="radio"/>
<input style="width: 60%; height: 20px;" type="text"/>		

9. Does your agency, or your agency's contracted provider, provide any of the following types of leaseup/move-in assistance?

	YES	NO
a. Provide contact information for local utility service providers	1 <input type="radio"/>	0 <input type="radio"/>
b. Provide information about public transportation and retail options	1 <input type="radio"/>	0 <input type="radio"/>
c. Help contacting utility companies to establish service	1 <input type="radio"/>	0 <input type="radio"/>
d. Advice on how to talk to landlords and neighbors about maintenance needs or noise issues	1 <input type="radio"/>	0 <input type="radio"/>
e. Financial assistance with moving, security deposits, or utility hook-up fees	1 <input type="radio"/>	0 <input type="radio"/>
f. Financial assistance or referrals for assistance to secure furniture and other housewares	1 <input type="radio"/>	0 <input type="radio"/>
g. Other (SPECIFY)	1 <input type="radio"/>	0 <input type="radio"/>
<input style="width: 60%; height: 20px;" type="text"/>		



**FUP VOUCHERS FOR FUP-ELIGIBLE YOUTH**

The next few questions ask about the process your agency uses to identify FUP-eligible youth and refer them to your partner PHA.

**10. How familiar are you with each of the following?**

Select one per row

	VERY	SOMEWHAT	NOT AT ALL
a. Section 8 Housing Choice Voucher Program eligibility	2 ○	1 ○	0 ○
b. Section 8 Housing Choice Voucher briefings	2 ○	1 ○	0 ○
c. Housing search and lease-up processes within the Section 8 Housing Choice Voucher Program	2 ○	1 ○	0 ○
d. Tracking and reporting requirements associated with the FUP	2 ○	1 ○	0 ○
e. FUP eligibility and other FUP requirements	2 ○	1 ○	0 ○

**11. How does your agency identify FUP-eligible youth?**

Select all that apply

- Youth are referred to your agency by your partner PHA ..... 1
- Youth are referred to your agency by another public housing agency ..... 2
- Youth are referred to your agency by homeless shelters or other homeless service providers ..... 3
- Youth are referred to your agency by youth housing programs ..... 4
- Youth are referred to your agency by aftercare service providers ..... 5
- Youth are referred to your agency by other state or local agencies ..... 6
- Youth are referred to your agency by other community-based agencies ..... 7
- Youth refer themselves to your agency ..... 8
- Other (SPECIFY) ..... 9

Specify

**12. Are ALL of the FUP-eligible youth identified by your agency referred to your partner PHA?**

- Yes ..... 1
- No ..... 0
- Don't Know ..... d

**13. Does your agency make referrals on a first-come-first-serve basis, or does your agency give priority to some youth based on factors such as age, housing status, education or employment status?**

- Agency makes referrals on a first-come-first serve basis ..... 1    SKIP TO Q15
- Agency gives priority to some youth ..... 0
- Don't Know ..... d

**14. Does your agency give priority to youth based on any of the following circumstances?**

	YES	NO
a. Is the youth homeless or precariously housed?	1 <input type="radio"/>	0 <input type="radio"/>
b. Is the youth involved with multiple systems?	1 <input type="radio"/>	0 <input type="radio"/>
c. What is the age of the youth?	1 <input type="radio"/>	0 <input type="radio"/>
d. Does the youth have mental health problems?	1 <input type="radio"/>	0 <input type="radio"/>
e. Does the youth have other disabilities?	1 <input type="radio"/>	0 <input type="radio"/>
f. Does the youth identify as lesbian, gay, bi-sexual, or transgendered?	1 <input type="radio"/>	0 <input type="radio"/>
g. Is the youth pregnant or parenting?	1 <input type="radio"/>	0 <input type="radio"/>
h. Has the youth completed high school?	1 <input type="radio"/>	0 <input type="radio"/>
i. Is the youth enrolled in an education or training program?	1 <input type="radio"/>	0 <input type="radio"/>
j. What is the work history of the youth?	1 <input type="radio"/>	0 <input type="radio"/>
k. Is the youth currently employed?	1 <input type="radio"/>	0 <input type="radio"/>
l. Does the youth have a criminal record?	1 <input type="radio"/>	0 <input type="radio"/>

**For the next set of questions, please think about the FUP-eligible youth your agency referred to your partner PHA during the past year.**

15. **Approximately how many FUP-eligible youth did your agency refer to your partner PHA during your state's past fiscal year? If you do not know the exact number, your best guess is fine.**

APPROXIMATE NUMBER OF REFERRALS DURING THE PAST FISCAL YEAR

16. **Approximately what percentage of the FUP-eligible youth who your agency referred in the past fiscal year ultimately leased up using a FUP voucher? If you do not know the exact percentage, your best guess is fine.**

*Select one only*

- Less than 25%..... 1
- At least 25% but less than 50%..... 2
- About 50% ..... 3
- More than 50% but less than 75% ..... 4
- More than 75% ..... 5
- Don't Know ..... d

This next set of questions is about what happens once a youth's FUP eligibility has been established.

17. **What does your agency do if your partner PHA determines that a FUP-eligible youth that your agency referred is not eligible for the Section 8 Housing Choice Voucher program?**

*Select all that apply*

- Notify the youth ..... 1
- Refer the youth to other PHA programs ..... 2
- Refer the youth to other housing options ..... 3
- Inform youth about re-entry if that is an option ..... 4
- Other (SPECIFY) ..... 5

Specify

18. **Before issuing a FUP voucher, the PHA must inform youth how the FUP works and what its requirements are. This meeting is called a briefing. How often do you or does someone else from your agency attend this briefing with the youth?**

*Select one only*

- Almost always ..... 1
- More than half of the time ..... 2
- About half of the time ..... 3
- Less than half of the time ..... 4
- Almost never ..... 5

The next set of questions asks about the housing search process for FUP-eligible youth who have had a voucher briefing.

19. Does *your agency* provide any housing search assistance to FUP-eligible youth in their search for suitable housing?

- Yes ..... 1
- No ..... 0 SKIP TO Q21
- Don't Know ..... d SKIP TO Q21

20. Which of the following does *your agency* do to assist FUP-eligible youth with their housing search? Please do not include assistance that is only provided by your partner PHA.

	YES	NO
a. Provide information about different neighborhoods/communities	1 <input type="radio"/>	0 <input type="radio"/>
b. Take youth on neighborhood tours	1 <input type="radio"/>	0 <input type="radio"/>
c. Transport youth to visit housing units	1 <input type="radio"/>	0 <input type="radio"/>
d. Provide a listing of vacant rental units	1 <input type="radio"/>	0 <input type="radio"/>
e. Refer youth to property managers/landlords known to accept FUP vouchers	1 <input type="radio"/>	0 <input type="radio"/>
f. Work with landlords/property managers to help youth secure housing	1 <input type="radio"/>	0 <input type="radio"/>
g. Provide information about tenant rights and responsibilities	1 <input type="radio"/>	0 <input type="radio"/>
h. Provide information about subsidized housing including eligibility requirements	1 <input type="radio"/>	0 <input type="radio"/>
i. Provide information about public transportation services	1 <input type="radio"/>	0 <input type="radio"/>
j. Help youth locate housing near school or work	1 <input type="radio"/>	0 <input type="radio"/>
k. Other (SPECIFY)	1 <input type="radio"/>	0 <input type="radio"/>

21. How does the housing search assistance your agency provides to FUP-eligible youth compare to any housing search assistance your agency provides to FUP-eligible families?

*Select one only*

- Youth receive MORE housing search assistance ..... 1
- Youth receive ABOUT THE SAME amount of housing search assistance ..... 2
- Youth receive LESS housing search assistance ..... 3
- Don't Know ..... d

22. Does your agency, or your agency's contracted provider, provide FUP-eligible youth with ...

	YES	NO
a. Pre-move counseling?	1 <input type="radio"/>	0 <input type="radio"/>
b. Post-move counseling?	1 <input type="radio"/>	0 <input type="radio"/>

23. [ANSWER IF Q22a=1 OR Q22b=1] What does this counseling include?

	YES	NO
a. Information about tenant rights and responsibilities	1 <input type="radio"/>	0 <input type="radio"/>
b. Information about budgeting	1 <input type="radio"/>	0 <input type="radio"/>
c. Information about credit	1 <input type="radio"/>	0 <input type="radio"/>
d. Information about landlord mediation	1 <input type="radio"/>	0 <input type="radio"/>
e. Information about the benefits of living in a low-poverty neighborhood (low poverty areas are areas where the poverty rate is 10% or less)	1 <input type="radio"/>	0 <input type="radio"/>
f. Other (SPECIFY)	1 <input type="radio"/>	0 <input type="radio"/>
<input style="width: 500px; height: 20px;" type="text"/>		

24. Once a unit has been approved by the PHA, which of the following types of financial assistance does *your agency* provide?

Select all that apply

- Help paying for security deposits ..... 1
- Help paying for utility deposits..... 2
- Help paying for moving costs ..... 3
- Help paying for furniture or house wares ..... 4
- None of the above ..... 5

25. How often is someone from your agency present when youth meet with the landlord to sign the lease?

Select one only

- Almost always ..... 1
- More than half of the time..... 2
- About half of the time ..... 3
- Less than half of the time ..... 4
- Almost never ..... 5
- Don't Know ..... d

The next set of questions is about what happens during the 18 months that FUP-eligible youth are eligible for housing assistance payments once they have moved into an approved housing unit.

26. Please indicate the frequency with which you or someone else from your agency typically has contact with youth during that 18-month period either in-person or by phone, email, text messaging, or some other means.

Select one per row

	At least once per week	Twice per month	Once per month	Once per quarter	Once per year
a. In person	1 <input type="radio"/>	2 <input type="radio"/>	3 <input type="radio"/>	4 <input type="radio"/>	5 <input type="radio"/>
b. By phone, email, or text messaging	1 <input type="radio"/>	2 <input type="radio"/>	3 <input type="radio"/>	4 <input type="radio"/>	5 <input type="radio"/>
c. Other (SPECIFY)	1 <input type="radio"/>	2 <input type="radio"/>	3 <input type="radio"/>	4 <input type="radio"/>	5 <input type="radio"/>
<input type="text"/>					

**27. Which of the following services or supports are provided to FUP-eligible youth during that 18-month period either (1) directly by your agency or (2) by a contracted service provider?**

	Provided by your agency		Provided by a contracted service provider		DON'T KNOW
	YES	NO	YES	NO	
a. Help learning money management skills	1 <input type="radio"/>	2 <input type="radio"/>	1 <input type="radio"/>	2 <input type="radio"/>	d <input type="radio"/>
b. Help learning housekeeping skills	1 <input type="radio"/>	2 <input type="radio"/>	1 <input type="radio"/>	2 <input type="radio"/>	d <input type="radio"/>
c. Help learning about proper nutrition	1 <input type="radio"/>	2 <input type="radio"/>	1 <input type="radio"/>	2 <input type="radio"/>	d <input type="radio"/>
d. Help learning about meal preparation	1 <input type="radio"/>	2 <input type="radio"/>	1 <input type="radio"/>	2 <input type="radio"/>	d <input type="radio"/>
e. Help learning how to access physical and mental health care	1 <input type="radio"/>	2 <input type="radio"/>	1 <input type="radio"/>	2 <input type="radio"/>	d <input type="radio"/>
f. Help developing other basic life skills	1 <input type="radio"/>	2 <input type="radio"/>	1 <input type="radio"/>	2 <input type="radio"/>	d <input type="radio"/>
g. Information about tenant rights and responsibilities	1 <input type="radio"/>	2 <input type="radio"/>	1 <input type="radio"/>	2 <input type="radio"/>	d <input type="radio"/>
h. Assistance with security or utility deposits	1 <input type="radio"/>	2 <input type="radio"/>	1 <input type="radio"/>	2 <input type="radio"/>	d <input type="radio"/>
i. Job readiness training	1 <input type="radio"/>	2 <input type="radio"/>	1 <input type="radio"/>	2 <input type="radio"/>	d <input type="radio"/>
j. Help finding a job	1 <input type="radio"/>	2 <input type="radio"/>	1 <input type="radio"/>	2 <input type="radio"/>	d <input type="radio"/>
k. Educational services	1 <input type="radio"/>	2 <input type="radio"/>	1 <input type="radio"/>	2 <input type="radio"/>	d <input type="radio"/>
l. Career counseling	1 <input type="radio"/>	2 <input type="radio"/>	1 <input type="radio"/>	2 <input type="radio"/>	
m. Assessment of youth needs	1 <input type="radio"/>	2 <input type="radio"/>	1 <input type="radio"/>	2 <input type="radio"/>	d <input type="radio"/>
n. Case planning	1 <input type="radio"/>	2 <input type="radio"/>	1 <input type="radio"/>	2 <input type="radio"/>	d <input type="radio"/>
o. Help with rent arrearages	1 <input type="radio"/>	2 <input type="radio"/>	1 <input type="radio"/>	2 <input type="radio"/>	d <input type="radio"/>
p. Help with utility arrearages	1 <input type="radio"/>	2 <input type="radio"/>	1 <input type="radio"/>	2 <input type="radio"/>	d <input type="radio"/>
q. Other assistance to help youth live independently	1 <input type="radio"/>	2 <input type="radio"/>	1 <input type="radio"/>	2 <input type="radio"/>	d <input type="radio"/>

**28. Which of the following types of funding does your agency use to pay for the services listed above that it provides to FUP-eligible youth once they have moved into an approved housing unit?**

*Select all that apply*

- Chafee funds ..... 1
- State funds (including funds your state provides to counties or municipalities to administer) ..... 2
- Funds from another source ..... 3

**29. Under what circumstances would you or someone from your agency have contact with the owner/landlord/property manager of the youth's housing unit?**

*Select all that apply*

- To familiarize landlord with FUP program and PCWA role ..... 1
- To respond to issues/problems identified by the youth ..... 2
- To respond to issues/problems identified by your partner PHA ..... 3
- To respond to issues/problems identified by the owner ..... 4
- Other (SPECIFY)..... 5

Specify

**30. How often do you or does someone from your agency have contact with the owner/landlord/property manager of the youth's housing unit?**

*Select one only*

- At least once a month..... 1
- Every few months ..... 2
- At least once per year ..... 3
- Less than once a year ..... 4
- Never ..... 0



The next set of questions asks about the housing stability of FUP-eligible youth who have leased up.

FUP-eligible youth are eligible for 18 months of housing assistance payments (HAP). However, some youth leave or are terminated from the program before exhausting their 18 months of HAP. The next few questions are about youth who exit the program before their 18 months of HAP are exhausted.

31. What percentage of FUP-eligible youth *voluntarily leave the program* before their 18 months of HAP are exhausted?

Select one only

- Less than 25%..... 1
- At least 25% but less than 50%..... 2
- About 50% ..... 3
- More than 50% but less than 75% ..... 4
- More than 75% ..... 5
- Don't Know ..... d

32. What is the most common reason FUP-eligible youth *voluntarily leave the program* before their 18 months of HAP is exhausted?

Select one only

- To live closer to school..... 1
- To live closer to a job ..... 2
- To live closer to family or friends..... 3
- To live in a safer neighborhood ..... 4
- To live in more affordable housing (including housing with lower utility costs)..... 5
- To avoid conflicts with their landlord ..... 6
- To avoid conflicts with neighbors ..... 7
- Youth lack case management or other supportive services..... 8
- Other reason ..... 9

Specify

- Don't Know ..... d

The next set of questions is about the period just before and after FUP-eligible youth reach their 18-month time limit.

33. Does your agency, or your agency’s contracted provider, provide transitional counseling or other assistance to FUP-eligible youth as they approach their 18-month time limit? Please do not include any assistance provided by your partner PHA.

- Yes ..... 1
- No.....0 SKIP TO Q35

34. Which of the following type(s) of transitional counseling or other assistance does your agency, or your agency’s contracted provider, provide to FUP-eligible youth as they approach their 18-month time limit? Please do NOT include transitional counseling or other assistance that your partner PHA provides.

	YES	NO
a. Information about other housing programs available through your agency	1 <input type="radio"/>	0 <input type="radio"/>
b. Information about housing programs administered by community-based agencies	1 <input type="radio"/>	0 <input type="radio"/>
c. Information about different neighborhoods	1 <input type="radio"/>	0 <input type="radio"/>
d. Take youth on neighborhood tours	1 <input type="radio"/>	0 <input type="radio"/>
e. Transport youth to visit housing units	1 <input type="radio"/>	0 <input type="radio"/>
f. Provide a listing of vacant rental units	1 <input type="radio"/>	0 <input type="radio"/>
g. Refer youth to property managers/landlords	1 <input type="radio"/>	0 <input type="radio"/>
h. Other (SPECIFY)	1 <input type="radio"/>	0 <input type="radio"/>

**OTHER HOUSING OPTIONS FOR FOSTER YOUTH AGING OUT**

**We are interested in learning more about housing options other than FUP that are available to youth who have aged out of foster care in your partner PHA’s jurisdiction.**

**35. What happens when former foster youth contact or return to your agency because they are homeless or have no place to live?**

*Select all that apply*

- The youth are referred to a homeless shelter ..... 1
- The youth are referred to your partner PHA.....2
- The youth are referred to other service providers ..... 3
- The youth are informed about the option to re-enter care..... 4
- The youth are referred to a housing program administered by your agency..... 5
- They don’t receive any assistance ..... 6
- Other (SPECIFY)..... 7

Specify

- Don’t Know ..... d

**36. What happens when your agency is contacted by a homeless shelter or other homeless service provider in your partner PHA’s jurisdiction about a homeless youth who has aged out of foster care? Please indicate what happens in the event that the homeless youth is 18 to 20 years old and what happens in the event that the homeless youth is at least 21 years old.**

	YOUTH AGE 18-20		YOUTH AGE 21 OR OLDER		DON'T KNOW
	YES	NO	YES	NO	
a. Youth is referred to your partner PHA	1 <input type="radio"/>	2 <input type="radio"/>	1 <input type="radio"/>	2 <input type="radio"/>	d <input type="radio"/>
b. Youth is referred to other service providers	1 <input type="radio"/>	2 <input type="radio"/>	1 <input type="radio"/>	2 <input type="radio"/>	d <input type="radio"/>
c. Youth is informed about the option to re-enter care	1 <input type="radio"/>	2 <input type="radio"/>	1 <input type="radio"/>	2 <input type="radio"/>	d <input type="radio"/>
d. Youth is referred to a housing program administered by your agency	1 <input type="radio"/>	2 <input type="radio"/>	1 <input type="radio"/>	2 <input type="radio"/>	d <input type="radio"/>
e. Youth doesn’t receive any assistance	1 <input type="radio"/>	2 <input type="radio"/>	1 <input type="radio"/>	2 <input type="radio"/>	d <input type="radio"/>
f. Other (SPECIFY)	1 <input type="radio"/>	2 <input type="radio"/>	1 <input type="radio"/>	2 <input type="radio"/>	d <input type="radio"/>

The next question is about the different types of housing available to young people *who have aged out of or been emancipated from foster care* in your partner PHA's jurisdiction.

37. Please indicate whether the following housing options are available to youth who have aged out of foster care in your partner PHA's jurisdiction through YOUR AGENCY or another organization, including your partner PHA.

	YES, AVAILABLE WITHIN THE NEXT 6 MONTHS	YES, BUT THE WAITLIST IS MORE THAN SIX MONTHS	NOT AVAILABLE	DON'T KNOW
a. <b>Scattered-site or semi-supervised apartments</b> (Youth live alone or with a roommate in an apartment rented from a private landlord)	1 <input type="radio"/>	2 <input type="radio"/>	d <input type="radio"/>	d <input type="radio"/>
b. <b>Clustered or supervised apartments</b> (youth live alone or with a roommate in an apartment located in an agency-owned building with 24/7 supervision)	1 <input type="radio"/>	2 <input type="radio"/>	d <input type="radio"/>	d <input type="radio"/>
c. <b>Shared homes</b> (several youth live together in and take responsibility for an agency-owned or rented house, with minimal supervision or live-in adults)	1 <input type="radio"/>	2 <input type="radio"/>	d <input type="radio"/>	d <input type="radio"/>
d. <b>Adult-roommate apartments</b> (youth share an apartment with an adult who serves as a mentor)	1 <input type="radio"/>	2 <input type="radio"/>	d <input type="radio"/>	d <input type="radio"/>
e. <b>Host homes</b> (youth rent a room and share facilities in a home)	1 <input type="radio"/>	2 <input type="radio"/>	d <input type="radio"/>	d <input type="radio"/>
f. <b>Boarding homes</b> (youth live in a room and share kitchen facilities with minimal supervision)	1 <input type="radio"/>	2 <input type="radio"/>	d <input type="radio"/>	d <input type="radio"/>
g. <b>Publicly owned housing units</b>	1 <input type="radio"/>	2 <input type="radio"/>	d <input type="radio"/>	d <input type="radio"/>
h. <b>Rental subsidies</b> for privately owned housing units	1 <input type="radio"/>	2 <input type="radio"/>	d <input type="radio"/>	d <input type="radio"/>
i. Other (SPECIFY)	1 <input type="radio"/>	2 <input type="radio"/>	d <input type="radio"/>	d <input type="radio"/>

**PROGRESS AND CHALLENGES USING FUP**

The questions in this section ask about the challenges your agency has faced and the progress it has made helping youth address their housing needs using FUP vouchers.

38. Below is a list of factors that may affect your agency’s ability to administer FUP to eligible youth. For each factor, please indicate how much of a challenge it presents/has presented to your agency.

*Select one per row*

	NOT A CHALLENGE	SOMEWHAT OF A CHALLENGE	MAJOR CHALLENGE
a. Rental market conditions (e.g., affordability and/or quality of appropriate rental housing)	1 <input type="radio"/>	2 <input type="radio"/>	3 <input type="radio"/>
b. The 18-month time limit on FUP assistance	1 <input type="radio"/>	2 <input type="radio"/>	3 <input type="radio"/>
c. Coordination with your partner PHA	1 <input type="radio"/>	2 <input type="radio"/>	3 <input type="radio"/>
d. Administrative costs	1 <input type="radio"/>	2 <input type="radio"/>	3 <input type="radio"/>
e. Service provision costs	1 <input type="radio"/>	2 <input type="radio"/>	3 <input type="radio"/>
f. Staffing resources	1 <input type="radio"/>	2 <input type="radio"/>	3 <input type="radio"/>
g. Wait list procedures and administration	1 <input type="radio"/>	2 <input type="radio"/>	3 <input type="radio"/>
h. Relationships with landlords/property managers	1 <input type="radio"/>	2 <input type="radio"/>	3 <input type="radio"/>
i. Duration of search process	1 <input type="radio"/>	2 <input type="radio"/>	3 <input type="radio"/>
j. Complexity of leasing process (for initial units and unit changes)	1 <input type="radio"/>	2 <input type="radio"/>	3 <input type="radio"/>
k. Inability to project-base FUP vouchers	1 <input type="radio"/>	2 <input type="radio"/>	3 <input type="radio"/>
l. Other (SPECIFY)	1 <input type="radio"/>	2 <input type="radio"/>	3 <input type="radio"/>

**39. Please indicate how much progress your agency has made with respect to each of the following since it has been partnering with your partner PHA to serve FUP-eligible youth. Progress can refer to any aspect of implementation that is meaningful to your agency, such as increased efficiency or effectiveness.**

*Select one per row*

	NO PROGRESS	SOME PROGRESS	A GREAT DEAL OF PROGRESS	DON'T KNOW/ INFO UNAVAILABLE
a. Coordination with your partner PHA	0 <input type="radio"/>	1 <input type="radio"/>	2 <input type="radio"/>	d <input type="radio"/>
b. Identification and referral process	0 <input type="radio"/>	1 <input type="radio"/>	2 <input type="radio"/>	d <input type="radio"/>
c. Housing search and selection process	0 <input type="radio"/>	1 <input type="radio"/>	2 <input type="radio"/>	d <input type="radio"/>
d. Lease-up and move in process	0 <input type="radio"/>	1 <input type="radio"/>	2 <input type="radio"/>	d <input type="radio"/>
e. Providing required services	0 <input type="radio"/>	1 <input type="radio"/>	2 <input type="radio"/>	d <input type="radio"/>
f. Increasing housing stability while youth are in the program	0 <input type="radio"/>	1 <input type="radio"/>	2 <input type="radio"/>	d <input type="radio"/>
g. Reducing voucher turnover	0 <input type="radio"/>	1 <input type="radio"/>	2 <input type="radio"/>	d <input type="radio"/>
h. Reducing post-FUP homelessness and housing instability	0 <input type="radio"/>	1 <input type="radio"/>	2 <input type="radio"/>	d <input type="radio"/>

**PERSPECTIVES ON PRACTICE AND POLICY**

**40. The Foster Care Independence Act allows states to spend up to 30% of their Chafee funds on “room and board” for young people who are at least 18 but not yet 21 years old. In your opinion, should this percentage be higher, lower, or remain the same?**

*Select one only*

- Higher ..... 1
- Lower..... 2
- Remain the same ..... 3
- Don't Know ..... d

**41. Under the current statutory requirements, FUP-eligible youth are limited to 18-months of housing assistance payments (HAP). In your opinion, should this time limit be eliminated, reduced, extended, or remain the same?**

*Select one only*

- Eliminated..... 1    SKIP TO Q43
- Reduced ..... 2
- Extended ..... 3
- Remain the same ..... 4    SKIP TO Q43
- Don't Know ..... d

**42. In your opinion, for how many months should FUP-eligible youth be eligible for HAP?**

MONTHS

**43. Your agency is required to provide a specific set of services to FUP-eligible youth during their 18-months of eligibility for HAP. In your opinion, should this service requirement be eliminated?**

- Yes, eliminate service requirement ..... 1
- No, do NOT eliminate service requirement ..... 0

**44. This service requirement does not apply to FUP-eligible families. Should this service requirement also apply to FUP-eligible families?**

- Yes, service requirement should apply to families ..... 1
- No, service requirement should not apply to families ..... 0

**45. HUD policies state that youth must have left foster care at age 16 or older and must lack adequate housing before being eligible for FUP. A lack of adequate housing is defined in several ways, including but not limited to: being homeless, being in imminent danger of losing their housing (one week from eviction from a private dwelling unit), or living in an overcrowded unit.**

**Based on your professional experience working with this population, should child welfare agencies be able to make FUP referrals to the PHA while the youth is still housed in the foster care system?**

- Yes ..... 1
- No ..... 0    GO TO Q47

**46. Based on your professional experience working with this population, how far in advance should child welfare agencies be able to make a FUP referral before youth leave care?**

*Select one only*

- Less than 1 month before youth leave care ..... 1
- Between 1 and 3 months before youth leave care ..... 2
- Between 3 and 6 months before youth leave care ..... 3
- Between 6 months and 9 months before youth leave care ..... 4
- Between 9 months and 12 months before youth leave care ..... 5
- More than a year before youth leave care..... 6
- Don't Know ..... d

**47. If there is anything else you would like to share with HUD about serving youth with FUP, please enter your comments below.**

**Thank you for your time. We appreciate your responses. They will help the U.S. Department of Housing and Urban Development better understand and plan for housing services for transitioning foster youth.**